

Illinois

Energy Efficiency Jobs in America

86,728
Total Jobs

What are EE jobs?

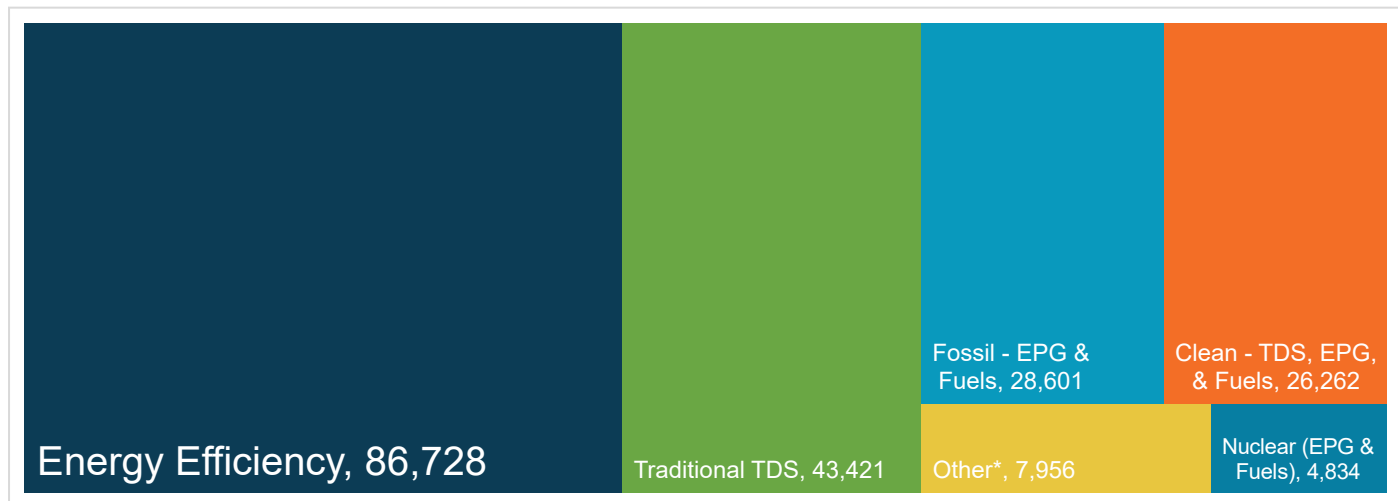
Jobs that deliver goods and services that lower energy use by improving energy efficiency with a focus on appliances, buildings, data systems, financing, new technologies, and more.

What do EE workers do?

- **Manufacture and install** high-efficiency systems, controls, windows, insulation, and ENERGY STAR-certified appliances and products in existing and new homes, commercial and industrial buildings.
- **Design and construct** high-performance buildings such as those earning nationally recognized sustainability and environmental performance ratings.
- **Upgrade and repair** heating, air conditioning, and ventilation (HVAC) and water heating equipment.
- **Educate** property owners and managers on building improvements to unlock savings for businesses, homeowners, schools, states, municipalities, military bases, and more.
- **Analyze building data** using software to maximize energy savings through targeted performance improvements and behavioral changes.
- **Review and approve loans** to finance energy savings performance contracts to improve the comfort, health, and operational costs of buildings.

How does EE compare in Illinois?

Energy efficiency is the largest energy sector in Illinois.



TDS = Transmission, Distribution & Storage

EPG = Electric Power Generation

*Includes other energy subsectors such as corn ethanol, woody biomass, large hydropower, and others.

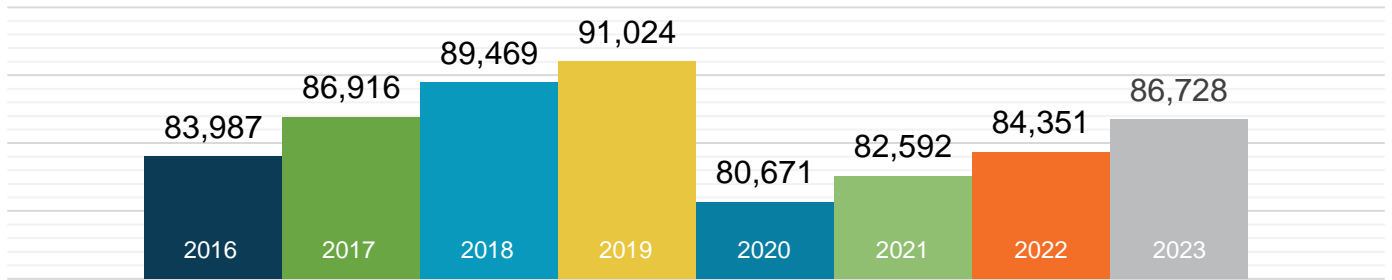
Presented by:



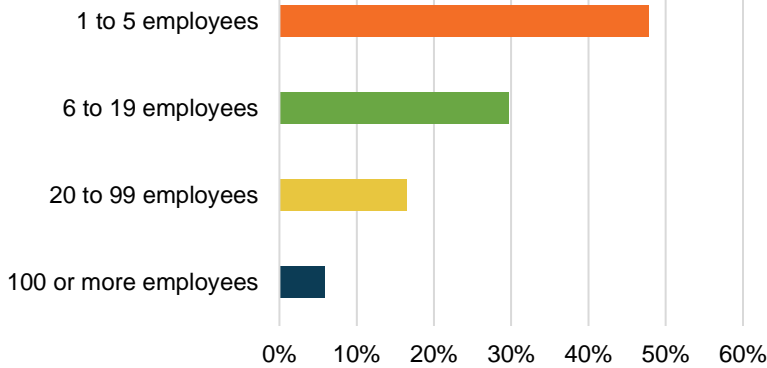
E4 THE FUTURE

What does EE look like in Illinois?

EE Workers Employed in IL



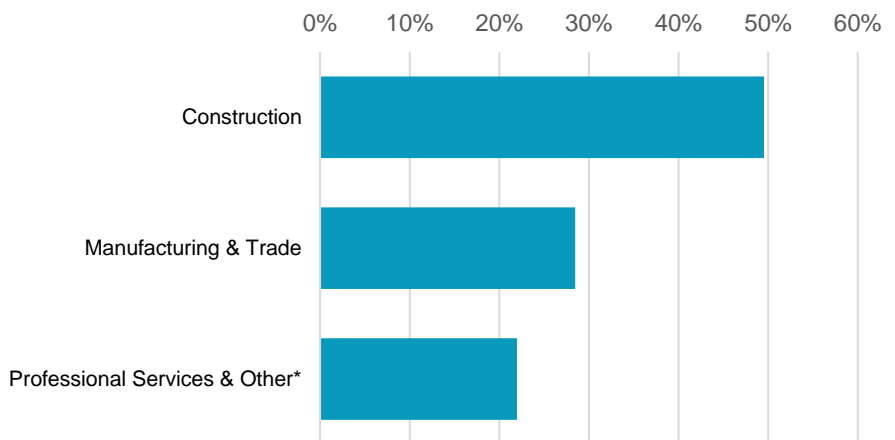
94.1% of IL EE Businesses Have Fewer Than 100 Employees



EE construction workers comprise **19%** of Illinois's construction workforce

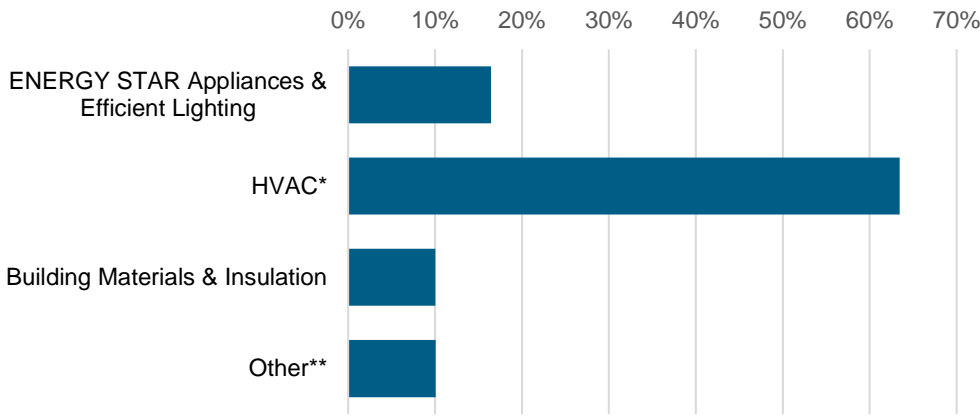


What type of work do energy efficiency firms do?



*Professional services include finance/accounting, architecture, engineering, R&D, etc. and other includes maintenance, and business, and nonprofit organizations.

What energy efficiency sectors employ the most workers?



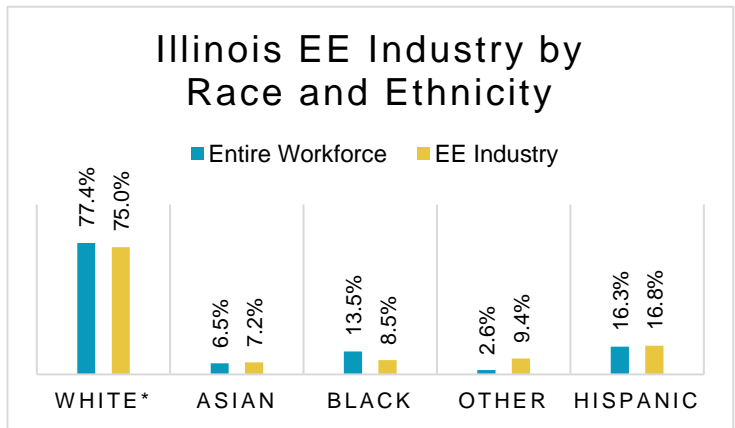
*Heating, ventilation, air conditioning of higher than standard efficiency/renewable heating & cooling
 **Other such as energy audits, building certifications, and software services



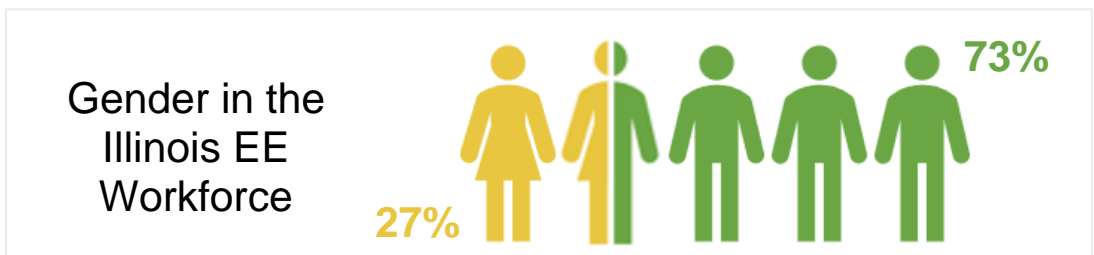
How is EE doing on diversity in Illinois?

Demographic data is critical to measure progress in expanding the diversity of the EE industry. A more inclusive industry that reflects the communities it serves is a stronger one that better meets the needs of all U.S. residents. Promoting diversity in hiring is key to maintaining a future workforce of qualified professionals and ensuring all Illinois communities are represented in the EE sector.

The EE industry needs to do more to prioritize minorities and women for training and support that enables access to employment at Illinois businesses.



*Includes non-Hispanic and Hispanic whites.

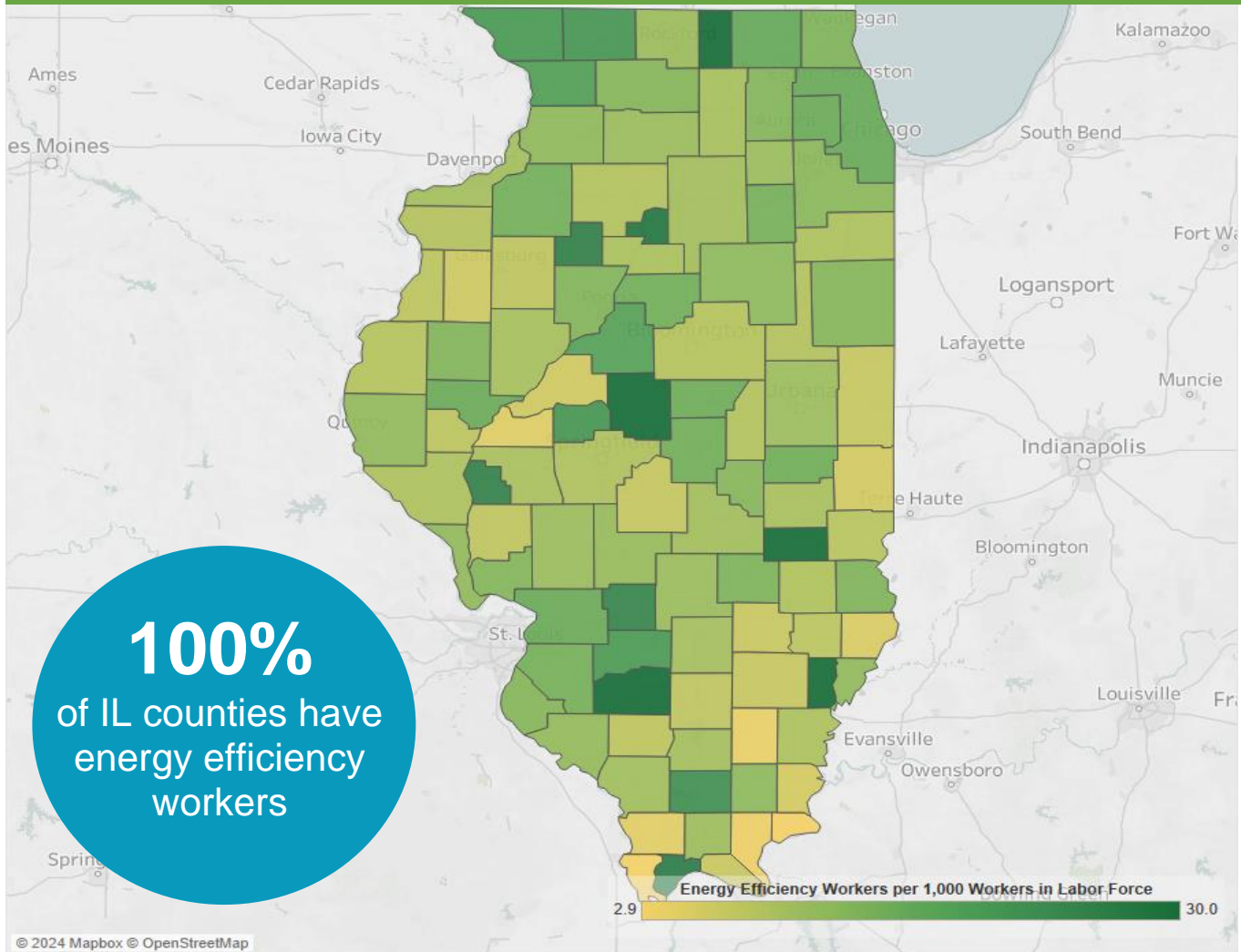


Note: The U.S. Bureau of Labor Statistics (BLS) only includes two genders in their survey. Non-binary gender data is missing from this document due to this limitation.



Energy Efficiency Jobs are Everywhere

EE Jobs by County



The energy efficiency job concentration displayed above is capped at thirty jobs per thousand in order to maintain observable differences between the majority of counties within the state. This is done to eliminate the influence outliers have on overall color gradient. For a full list of energy efficiency jobs by county, please visit the Department of Energy's (DOE) United States Energy and Employment Report (USEER) County-Level data site at <https://www.energy.gov/media/330956>.

Congressional				Metropolitan Areas			
District	Jobs	District	Jobs	Area	Jobs	Area	Jobs
1	4,983	10	4,160	Bloomington	836	Rockford	2,167
2	2,058	11	2,734	Cape Girardeau	<10	Springfield	1,221
3	4,013	12	4,927	Champaign-Urbana	1,095	St. Louis	3,600
4	3,977	13	5,139	Chicago-Naperville-Elgin	63,360	Rural	9,799
5	7,371	14	2,697	Danville	178		
6	10,228	15	3,480	Davenport-Moline-Rock Island	954		
7	12,612	16	4,680	Decatur	670		
8	2,949	17	4,127	Kankakee	386		
9	4,101	18	2,493	Peoria	2,460		



State Senate

District	Jobs		District	Jobs		District	Jobs		District	Jobs
1	1,335		16	656		31	719		46	747
2	2,135		17	502		32	918		47	1,112
3	12,533		18	181		33	367		48	2,243
4	2,431		19	1,474		34	1,994		49	99
5	599		20	<10		35	746		50	772
6	1,339		21	3,247		36	1,467		51	1,750
7	630		22	2,642		37	2,299		52	938
8	2,725		23	3,867		38	1,711		53	540
9	2,622		24	2,084		39	372		54	1,799
10	1,121		25	2,791		40	217		55	1,307
11	277		26	3,651		41	626		56	822
12	246		27	2,502		42	<10		57	630
13	138		28	<10		43	636		58	1,248
14	1,975		29	1,016		44	2,391		59	986
15	1,402		30	343		45	797			

State House of Representatives

District	Jobs		District	Jobs		District	Jobs		District	Jobs
1	874		32	<10		63	863		94	597
2	454		33	<10		64	50		95	1,073
3	1,190		34	481		65	365		96	1,162
4	934		35	180		66	<10		97	99
5	8,456		36	<10		67	1,217		98	<10
6	4,281		37	1,280		68	767		99	297
7	1,913		38	186		69	304		100	471
8	507		39	<10		70	433		101	709
9	596		40	<10		71	1,144		102	1,033
10	<10		41	1,895		72	317		103	480
11	1,068		42	1,346		73	1,616		104	454
12	270		43	1,771		74	688		105	144
13	428		44	858		75	1,151		106	393
14	201		45	2,536		76	546		107	770
15	2,397		46	1,317		77	<10		108	1,025
16	324		47	2,074		78	363		109	829
17	2,140		48	<10		79	218		110	471
18	469		49	1,514		80	<10		111	386
19	252		50	1,268		81	457		112	433
20	863		51	2,625		82	165		113	456
21	69		52	1,044		83	<10		114	172
22	206		53	1,325		84	<10		115	796
23	245		54	1,172		85	234		116	447
24	<10		55	<10		86	399		117	632
25	137		56	<10		87	1,508		118	350
26	<10		57	<10		88	875			
27	1,451		58	1,012		89	708			
28	514		59	190		90	86			
29	1,221		60	151		91	256			
30	173		61	496		92	491			
31	654		62	220		93	510			





The Building Performance Association (BPA) is a 501(c) 6 nonprofit industry association that serves as the hub for businesses, nonprofits, and government agencies working to make America's homes more comfortable, healthy, and energy efficient. Our mission is to transform the market for the home performance industry through advocacy, education, professional development, and networking. Visit www.building-performance.org.



E4TheFuture is dedicated to bringing clean, efficient energy home for every American and promotes energy solutions to advance climate protection and economic fairness. Visit www.E4TheFuture.org.



BW Research Partnership is a full-service, economic and workforce research consulting firm with offices in Carlsbad, California and Wrentham, Massachusetts. It is the nation's leading provider of accurate, comprehensive energy and clean energy research studies. Visit www.bwresearch.com.

Data Source: Unless otherwise stated, all data are from the U.S. Energy and Employment Report, August 2024, by the U.S. Department of Energy (see Appendix B for methodology details). This methodology — adopted by the U.S. Dept. of Energy for its 2017 U.S. Energy and Employment Report, approved by the Office of Management and Budget and grounded on data collected by the Bureau of Labor Statistics — provides the broadly accepted best accounting of all U.S. energy workers.

For questions on BPA analyses please email: communications@building-performance.org

