

New Hampshire

Energy Efficiency Jobs in America

11,628
Total Jobs

What are EE jobs?

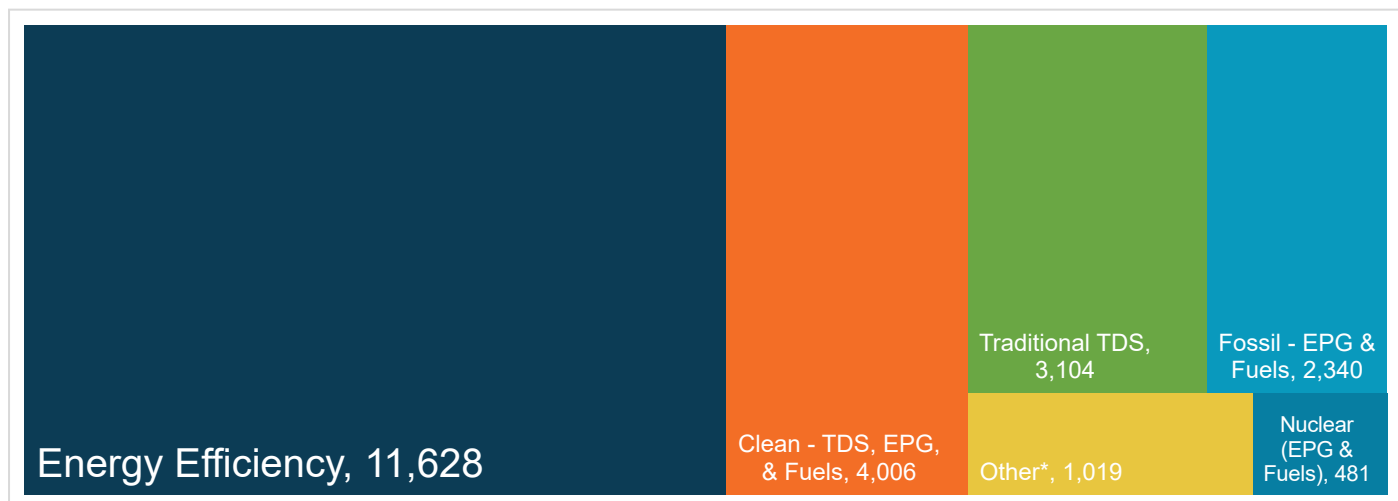
Jobs that deliver goods and services that lower energy use by improving energy efficiency with a focus on appliances, buildings, data systems, financing, new technologies, and more.

What do EE workers do?

- **Manufacture and install** high-efficiency systems, controls, windows, insulation, and ENERGY STAR-certified appliances and products in existing and new homes, commercial and industrial buildings.
- **Design and construct** high-performance buildings such as those earning nationally recognized sustainability and environmental performance ratings.
- **Upgrade and repair** heating, air conditioning, and ventilation (HVAC) and water heating equipment.
- **Educate** property owners and managers on building improvements to unlock savings for businesses, homeowners, schools, states, municipalities, military bases, and more.
- **Analyze building data** using software to maximize energy savings through targeted performance improvements and behavioral changes.
- **Review and approve loans** to finance energy savings performance contracts to improve the comfort, health, and operational costs of buildings.

How does EE compare in New Hampshire?

Energy efficiency is the largest energy sector in New Hampshire.



TDS = Transmission, Distribution & Storage

EPG = Electric Power Generation

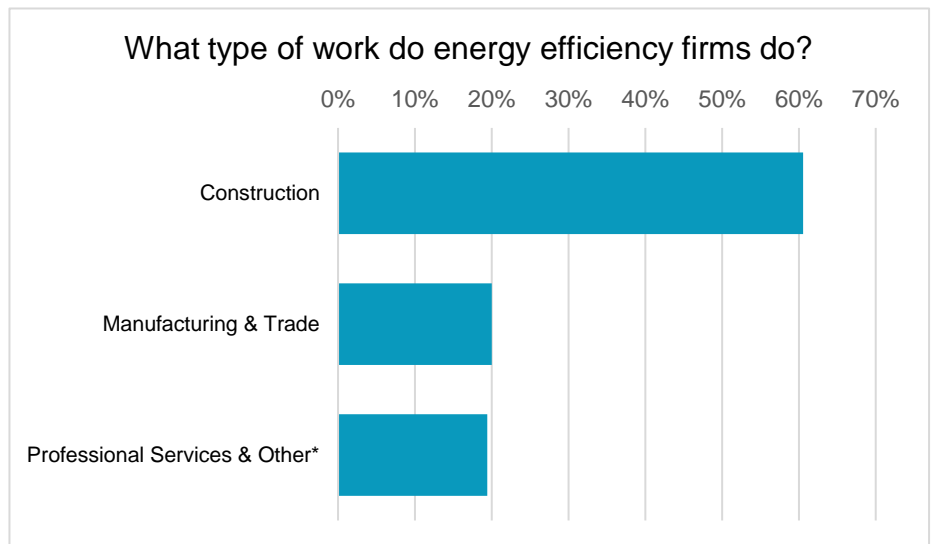
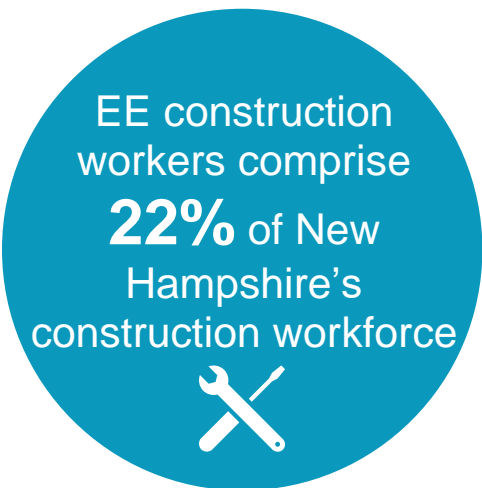
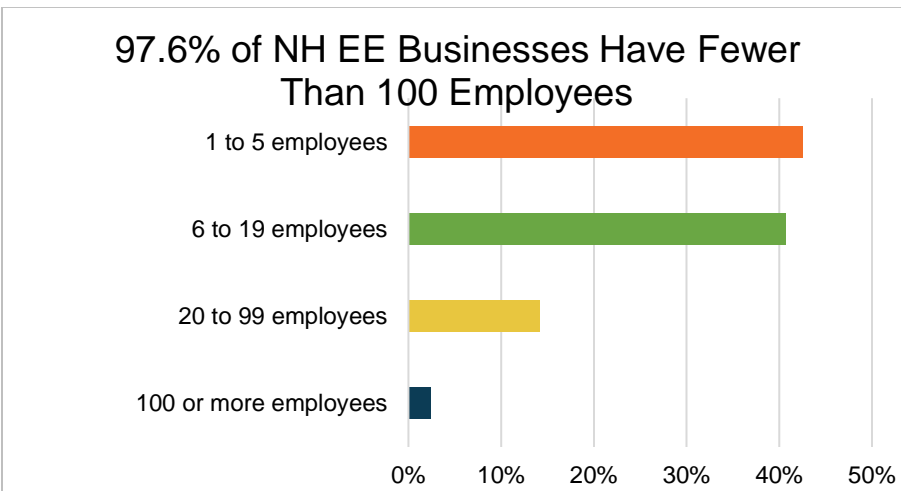
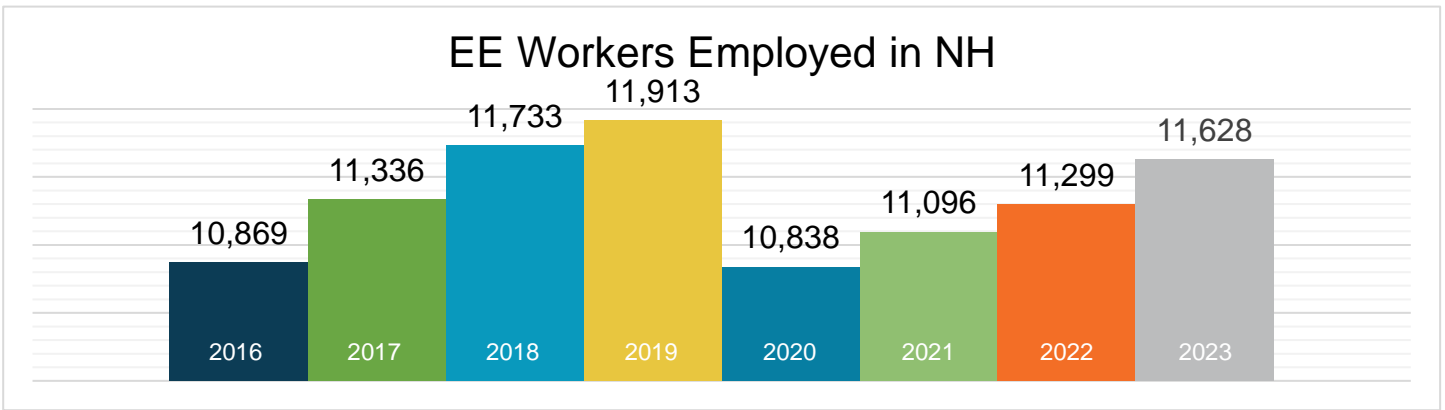
*Includes other energy subsectors such as corn ethanol, woody biomass, large hydropower, and others.

Presented by:



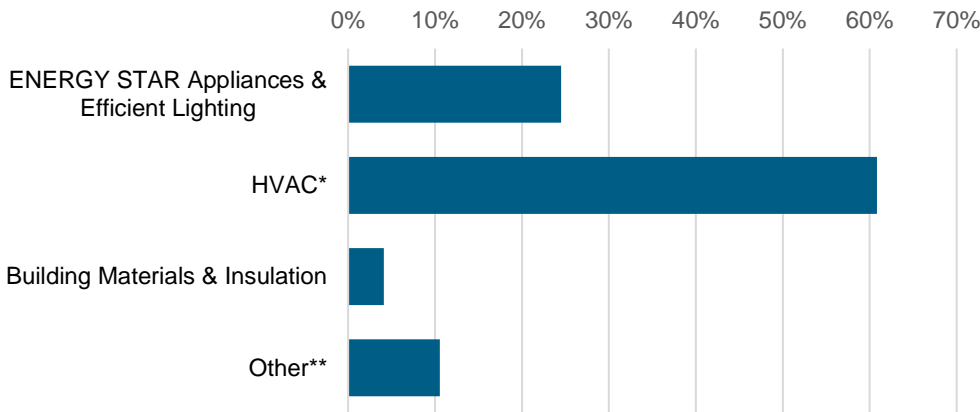
E4 THE FUTURE

What does EE look like in New Hampshire?

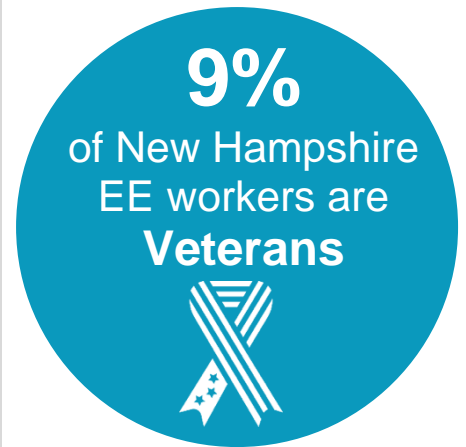


*Professional services include finance/accounting, architecture, engineering, R&D, etc. and other includes maintenance, and business, and nonprofit organizations.

What energy efficiency sectors employ the most workers?



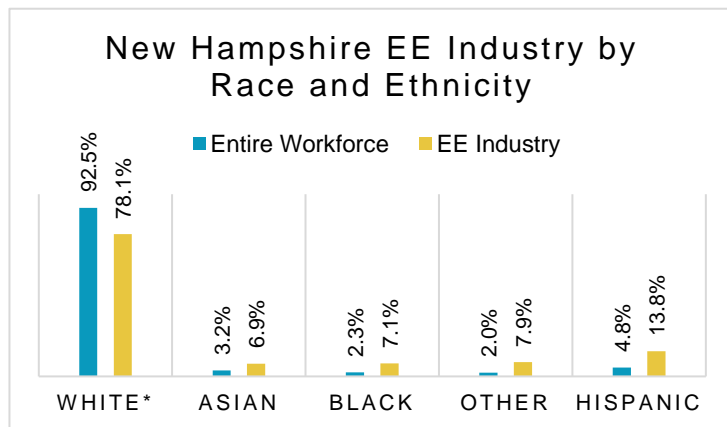
*Heating, ventilation, air conditioning of higher than standard efficiency/renewable heating & cooling
 **Other such as energy audits, building certifications, and software services



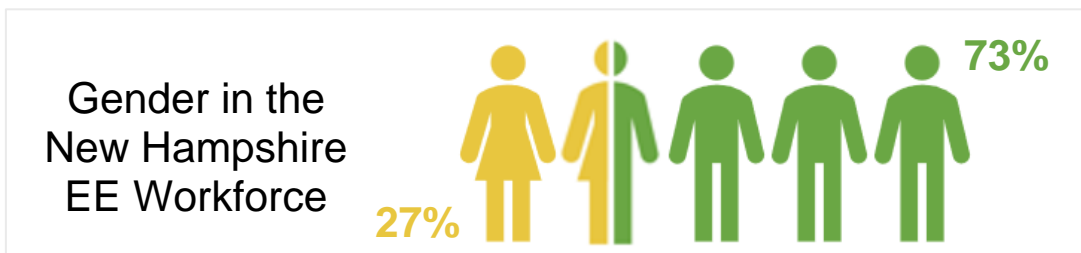
How is EE doing on diversity in New Hampshire?

Demographic data is critical to measure progress in expanding the diversity of the EE industry. A more inclusive industry that reflects the communities it serves is a stronger one that better meets the needs of all U.S. residents. Promoting diversity in hiring is key to maintaining a future workforce of qualified professionals and ensuring all New Hampshire communities are represented in the EE sector.

The EE industry needs to do more to prioritize minorities and women for training and support that enables access to employment at New Hampshire businesses.



*Includes non-Hispanic and Hispanic whites.

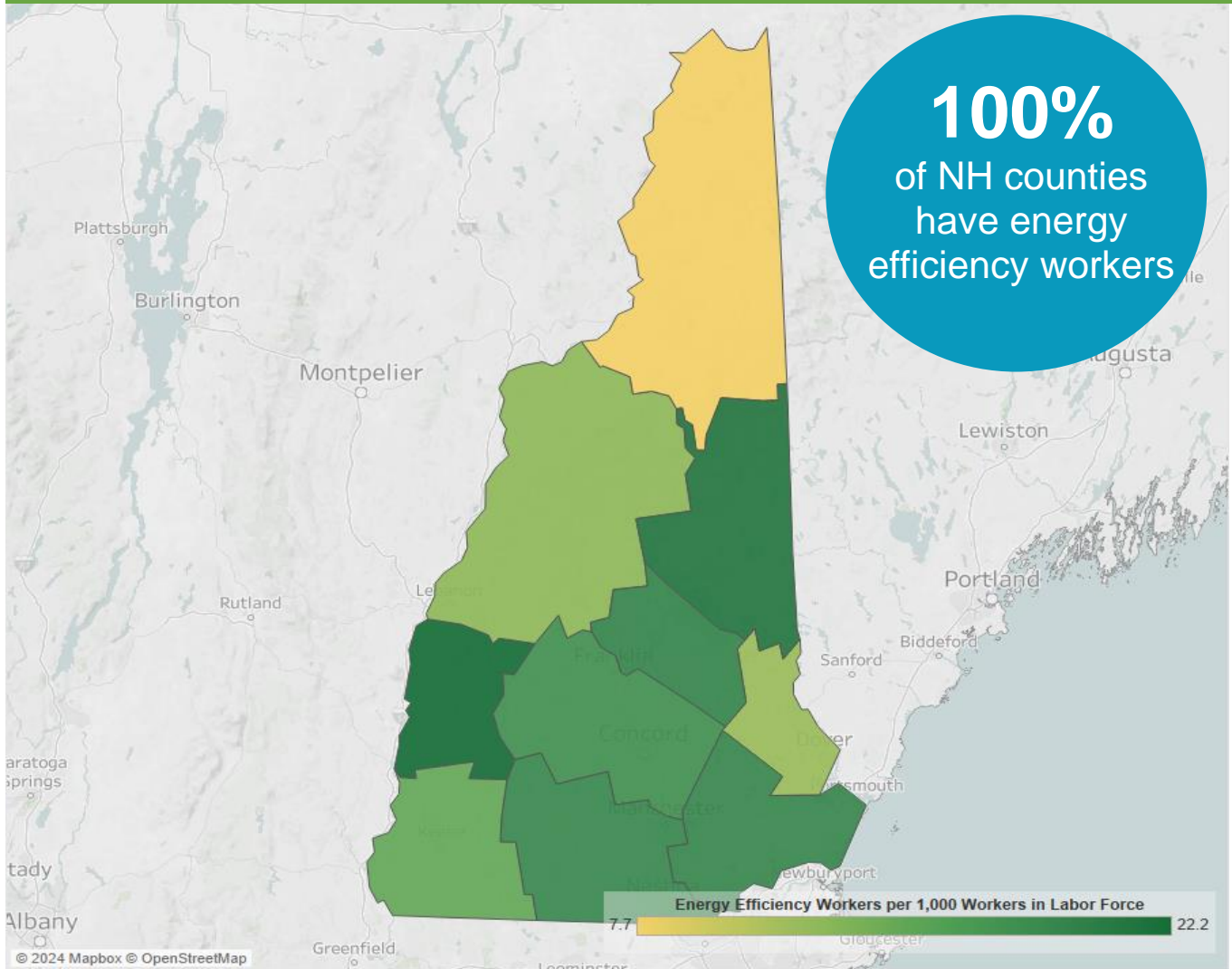


Note: The U.S. Bureau of Labor Statistics (BLS) only includes two genders in their survey. Non-binary gender data is missing from this document due to this limitation.



Energy Efficiency Jobs are Everywhere

EE Jobs by County



Congressional		Metropolitan Areas	
District	Jobs	Area	Jobs
1	6,313	Boston-Cambridge-Newton	3,536
2	5,315	Manchester-Nashua	3,818
		Rural	4,273

State Senate										
District	Jobs		District	Jobs		District	Jobs		District	Jobs
1	443		7	568		13	295		19	244
2	538		8	527		14	1,068		20	325
3	556		9	562		15	597		21	595
4	446		10	359		16	547		22	536
5	382		11	565		17	395		23	484
6	278		12	599		18	180		24	539

State House of Representatives										
District	Jobs		District	Jobs		District	Jobs		District	Jobs
1	119		405	34		602	<10		722	70
2	271		406	104		604	118		723	437
4	86		408	75		605	<10		724	57
5	51		409	73		606	50		801	21
6	80		410	127		607	69		802	39
7	21		412	62		609	94		803	49
101	97		413	39		610	552		804	115
102	113		501	104		620	155		805	23
103	63		502	78		623	110		806	290
104	170		503	38		624	132		807	151
105	83		504	196		701	51		817	69
117	<10		505	17		702	156		818	29
201	88		506	236		704	211		901	68
202	194		507	243		705	471		902	113
203	24		508	143		706	43		903	85
209	186		510	452		707	79		906	37
211	60		512	193		708	322		907	22
212	81		520	278		709	99			
301	53		521	400		710	344			
302	36		523	121		712	33			
303	48		525	11		713	54			
304	19		526	120		714	95			
305	14		528	162		715	40			
306	28		529	64		716	36			
401	93		530	293		717	19			
402	52		531	120		719	132			
403	38		537	116		720	124			
404	18		601	140		721	121			





The Building Performance Association (BPA) is a 501(c) 6 nonprofit industry association that serves as the hub for businesses, nonprofits, and government agencies working to make America's homes more comfortable, healthy, and energy efficient. Our mission is to transform the market for the home performance industry through advocacy, education, professional development, and networking. Visit www.building-performance.org



E4TheFuture is dedicated to bringing clean, efficient energy home for every American and promotes energy solutions to advance climate protection and economic fairness. Visit www.E4TheFuture.org.



BW Research Partnership is a full-service, economic and workforce research consulting firm with offices in Carlsbad, California and Wrentham, Massachusetts. It is the nation's leading provider of accurate, comprehensive energy and clean energy research studies. Visit www.bwresearch.com.

Data Source: Unless otherwise stated, all data are from the U.S. Energy and Employment Report, August 2024, by the U.S. Department of Energy (see Appendix B for methodology details). This methodology — adopted by the U.S. Dept. of Energy for its 2017 U.S. Energy and Employment Report, approved by the Office of Management and Budget and grounded on data collected by the Bureau of Labor Statistics — provides the broadly accepted best accounting of all U.S. energy workers.

For questions on BPA analyses please email: communications@building-performance.org

