

West Virginia

Energy Efficiency Jobs in America

6,950
Total Jobs

What are EE jobs?

Jobs that deliver goods and services that lower energy use by improving energy efficiency with a focus on appliances, buildings, data systems, financing, new technologies, and more.

What do EE workers do?

- **Manufacture and install** high-efficiency systems, controls, windows, insulation, and ENERGY STAR-certified appliances and products in existing and new homes, commercial and industrial buildings.
- **Design and construct** high-performance buildings such as those earning nationally recognized sustainability and environmental performance ratings.
- **Upgrade and repair** heating, air conditioning, and ventilation (HVAC) and water heating equipment.
- **Educate** property owners and managers on building improvements to unlock savings for businesses, homeowners, schools, states, municipalities, military bases, and more.
- **Analyze building data** using software to maximize energy savings through targeted performance improvements and behavioral changes.
- **Review and approve loans** to finance energy savings performance contracts to improve the comfort, health, and operational costs of buildings.

How does EE compare in West Virginia?

Energy efficiency is the third largest energy sector in West Virginia.



TDS = Transmission, Distribution & Storage

EPG = Electric Power Generation

Nuclear (EPG & Fuels) = 10

*Includes other energy subsectors such as corn ethanol, woody biomass, large hydropower, and others.

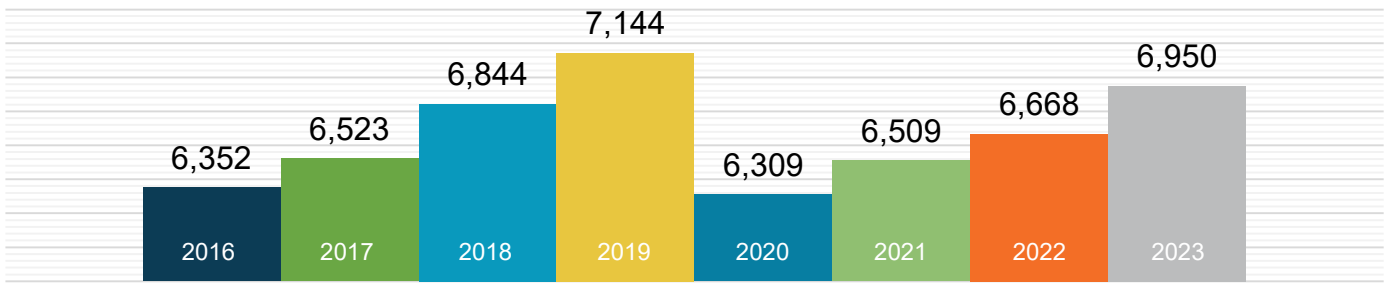
Presented by:



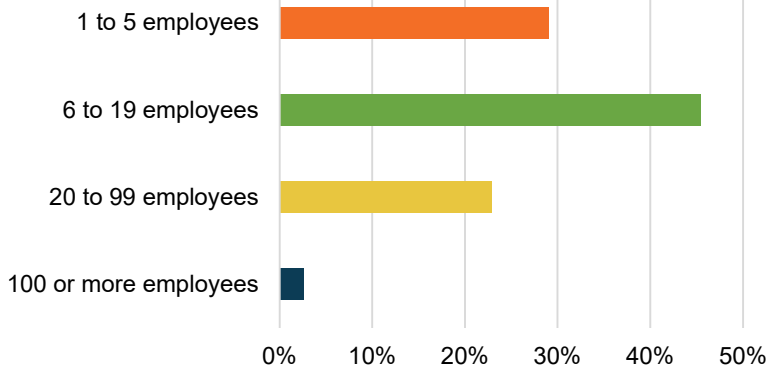
E4 THE FUTURE

What does EE look like in West Virginia?

EE Workers Employed in WV



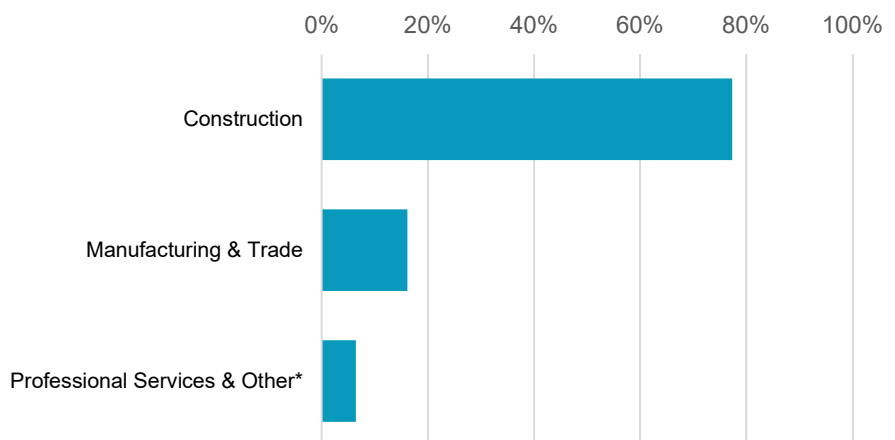
97.4% of WV EE Businesses Have Fewer Than 100 Employees



EE construction workers comprise **16%** of West Virginia's construction workforce

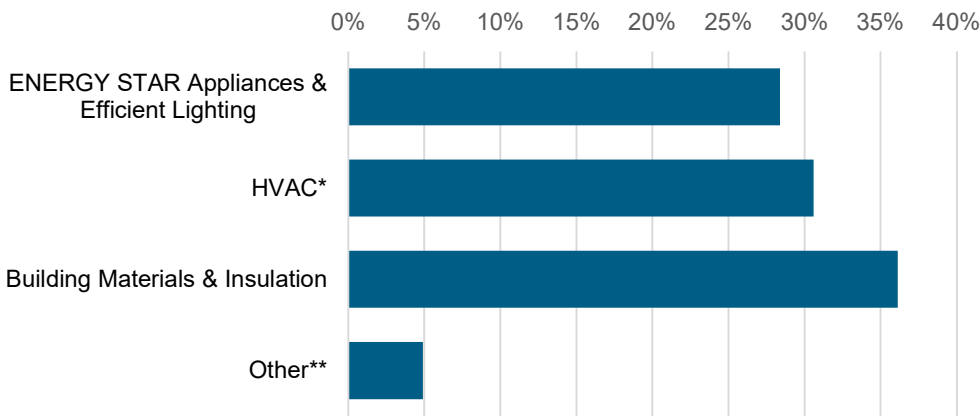


What type of work do energy efficiency firms do?

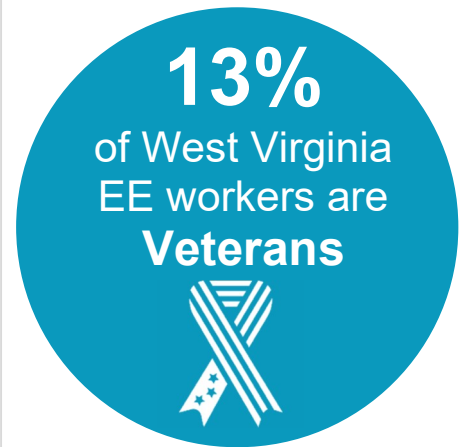


*Professional services include finance/accounting, architecture, engineering, R&D, etc. and other includes maintenance, and business, and nonprofit organizations.

What energy efficiency sectors employ the most workers?



*Heating, ventilation, air conditioning of higher than standard efficiency/renewable heating & cooling
 **Other such as energy audits, building certifications, and software services

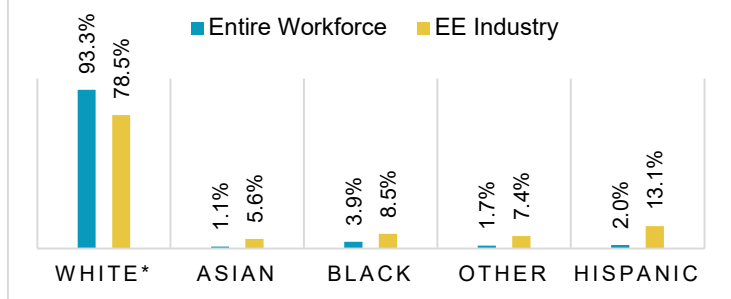


How is EE doing on diversity in West Virginia?

Demographic data is critical to measure progress in expanding the diversity of the EE industry. A more inclusive industry that reflects the communities it serves is a stronger one that better meets the needs of all U.S. residents. Promoting diversity in hiring is key to maintaining a future workforce of qualified professionals and ensuring all West Virginia communities are represented in the EE sector.

The EE industry needs to do more to prioritize minorities and women for training and support that enables access to employment at West Virginia businesses.

West Virginia EE Industry by Race and Ethnicity



*Includes non-Hispanic and Hispanic whites.

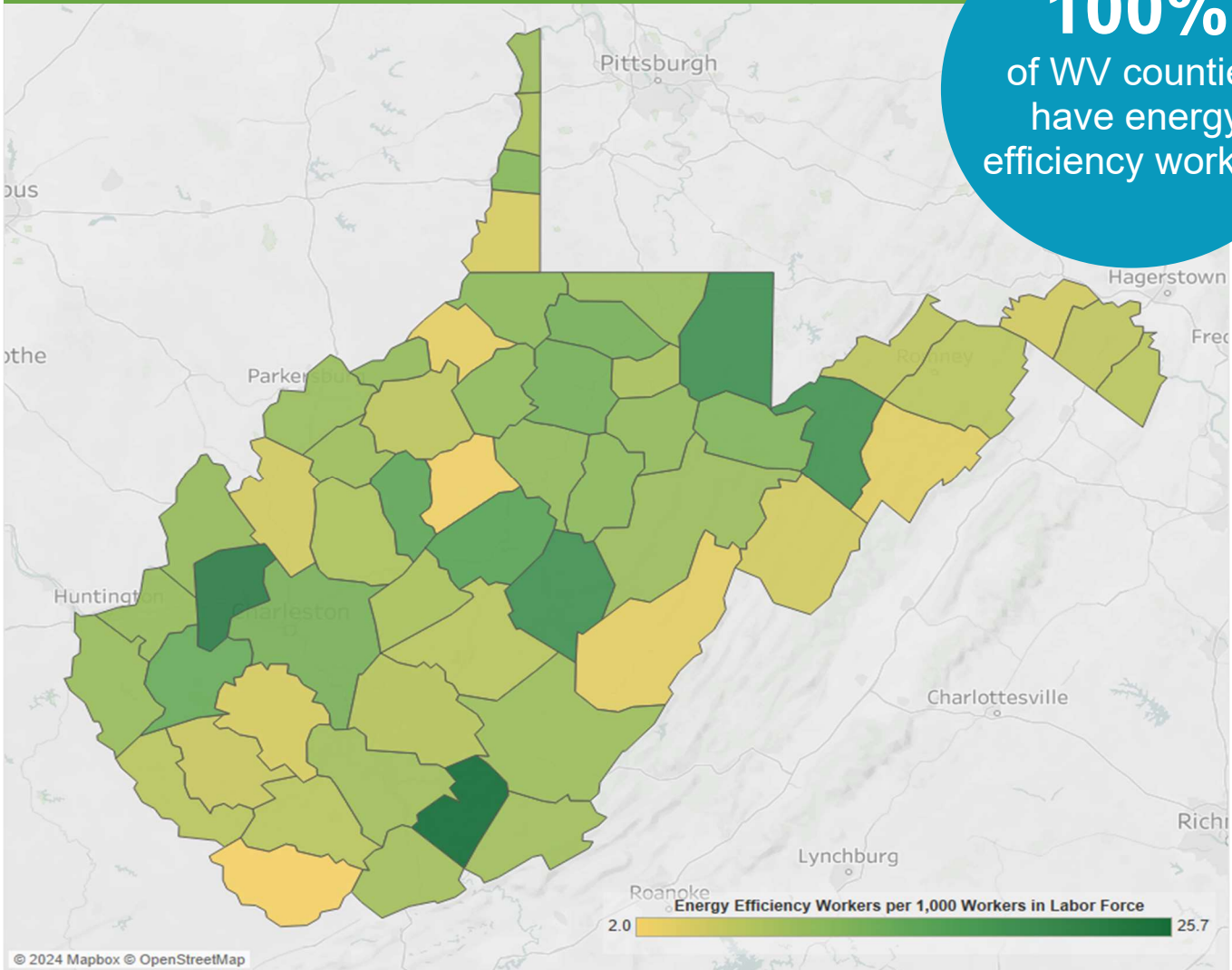
Gender in the West Virginia EE Workforce



Note: The U.S. Bureau of Labor Statistics (BLS) only includes two genders in their survey. Non-binary gender data is missing from this document due to this limitation.

Energy Efficiency Jobs are Everywhere

EE Jobs by County



100%
of WV counties
have energy
efficiency workers

Congressional		Metropolitan Areas			
District	Jobs	Area	Jobs	Area	Jobs
1	2,715	Charleston	1,206	Washington-Arlington-Alexandria	110
2	2,397	Cumberland	55	Weirton-Steubenville	136
3	1,837	Hagerstown-Martinsburg	237	Wheeling	338
		Huntington-Ashland	1,051	Winchester	28
		Morgantown	681	Rural	2,774
		Parkersburg-Vienna	335		

State Senate							
District	Jobs		District	Jobs		District	Jobs
1	481		11	432		21	<10
2	951		12	498		22	<10
3	491		13	32		23	<10
4	515		14	279		24	<10
5	424		15	427		25	<10
6	313		16	286		26	<10
7	156		17	32		27	<10
8	815		18	<10		28	<10
9	406		19	<10		29	<10
10	324		20	<10		30	<10
						31	<10
						32	<10
						33	<10
						34	<10

State House of Delegates							
District	Jobs		District	Jobs		District	Jobs
1	141		28	316		55	59
2	261		29	34		56	29
3	23		30	<10		57	72
4	105		31	39		58	123
5	34		32	202		59	154
6	66		33	46		60	112
7	43		34	65		61	26
8	154		35	704		62	<10
9	264		36	138		63	69
10	<10		37	<10		64	<10
11	163		38	<10		65	103
12	14		39	12		66	13
13	125		40	<10		67	<10
14	172		41	23		68	<10
15	55		42	130		69	<10
16	327		43	165		70	<10
17	60		44	130		71	<10
18	<10		45	<10		72	<10
19	70		46	78		73	<10
20	87		47	182		74	<10
21	23		48	466		75	<10
22	51		49	182		76	<10
23	20		50	<10		77	<10
24	31		51	312		78	<10
25	125		52	81		79	<10
26	100		53	13		80	<10
27	25		54	106		81	<10
						82	<10
						83	<10
						84	<10
						85	<10
						86	<10
						87	<10
						88	<10
						89	<10
						90	<10
						91	<10
						92	<10
						93	<10
						94	<10
						95	<10
						96	<10
						97	<10
						98	<10
						99	<10
						100	<10





The Building Performance Association (BPA) is a 501(c) 6 nonprofit industry association that serves as the hub for businesses, nonprofits, and government agencies working to make America's homes more comfortable, healthy, and energy efficient. Our mission is to transform the market for the home performance industry through advocacy, education, professional development, and networking. Visit www.building-performance.org.



E4TheFuture is dedicated to bringing clean, efficient energy home for every American and promotes energy solutions to advance climate protection and economic fairness. Visit www.E4TheFuture.org.



BW Research Partnership is a full-service, economic and workforce research consulting firm with offices in Carlsbad, California and Wrentham, Massachusetts. It is the nation's leading provider of accurate, comprehensive energy and clean energy research studies. Visit www.bwresearch.com.

Data Source: Unless otherwise stated, all data are from the U.S. Energy and Employment Report, August 2024, by the U.S. Department of Energy (see Appendix B for methodology details). This methodology — adopted by the U.S. Dept. of Energy for its 2017 U.S. Energy and Employment Report, approved by the Office of Management and Budget and grounded on data collected by the Bureau of Labor Statistics — provides the broadly accepted best accounting of all U.S. energy workers.

For questions on BPA analyses please email: communications@building-performance.org

