

# Colorado

## Energy Efficiency Jobs in America

37,835  
Total Jobs

### What are EE jobs?

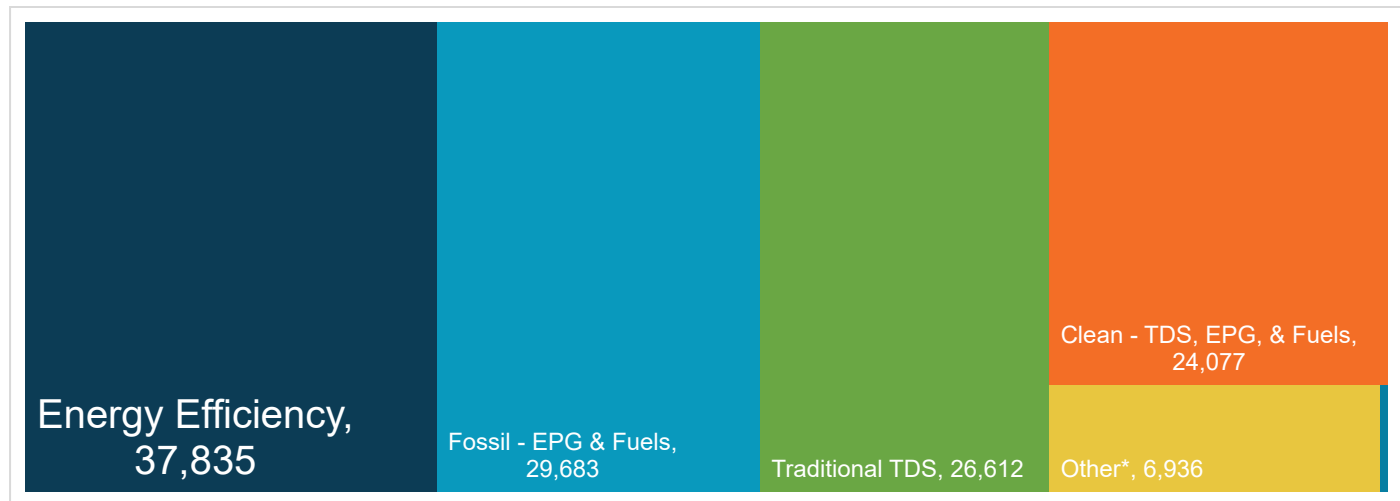
*Jobs that deliver goods and services that lower energy use by improving energy efficiency with a focus on appliances, buildings, data systems, financing, new technologies, and more.*

### What do EE workers do?

- **Manufacture and install** high-efficiency systems, controls, windows, insulation, and ENERGY STAR-certified appliances and products in existing and new homes, commercial and industrial buildings.
- **Design and construct** high-performance buildings such as those earning nationally recognized sustainability and environmental performance ratings.
- **Upgrade and repair** heating, air conditioning, and ventilation (HVAC) and water heating equipment.
- **Educate** property owners and managers on building improvements to unlock savings for businesses, homeowners, schools, states, municipalities, military bases, and more.
- **Analyze building data** using software to maximize energy savings through targeted performance improvements and behavioral changes.
- **Review and approve loans** to finance energy savings performance contracts to improve the comfort, health, and operational costs of buildings.

### How does EE compare in Colorado?

*Energy efficiency is the largest energy sector in Colorado.*



TDS = Transmission, Distribution & Storage

EPG = Electric Power Generation

Nuclear (EPG & Fuels) = 176

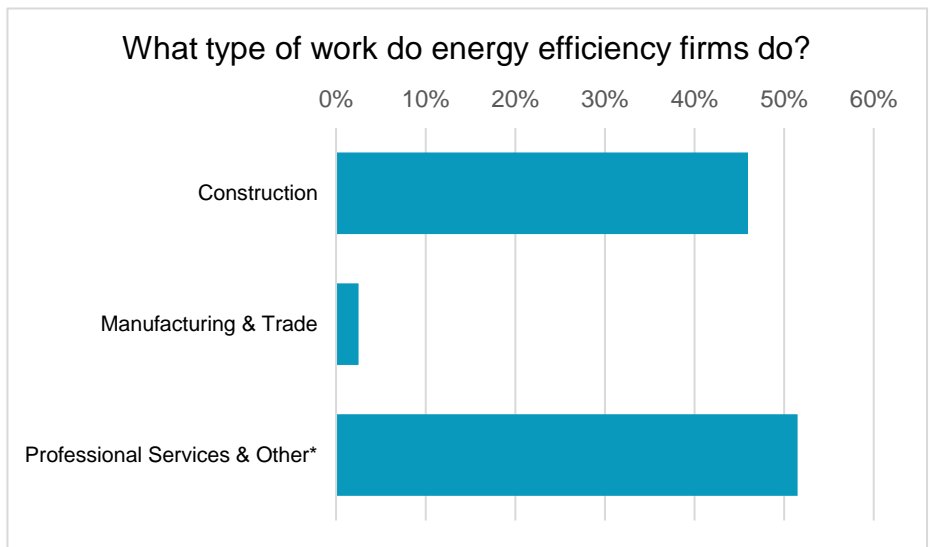
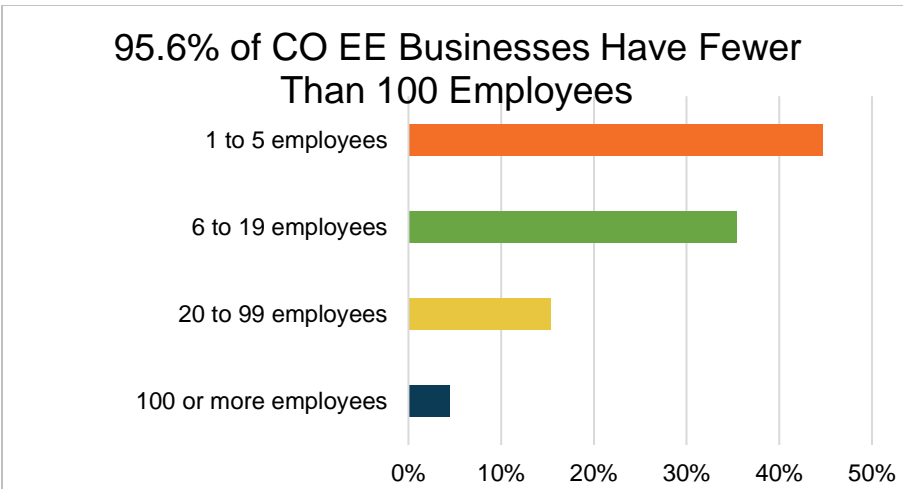
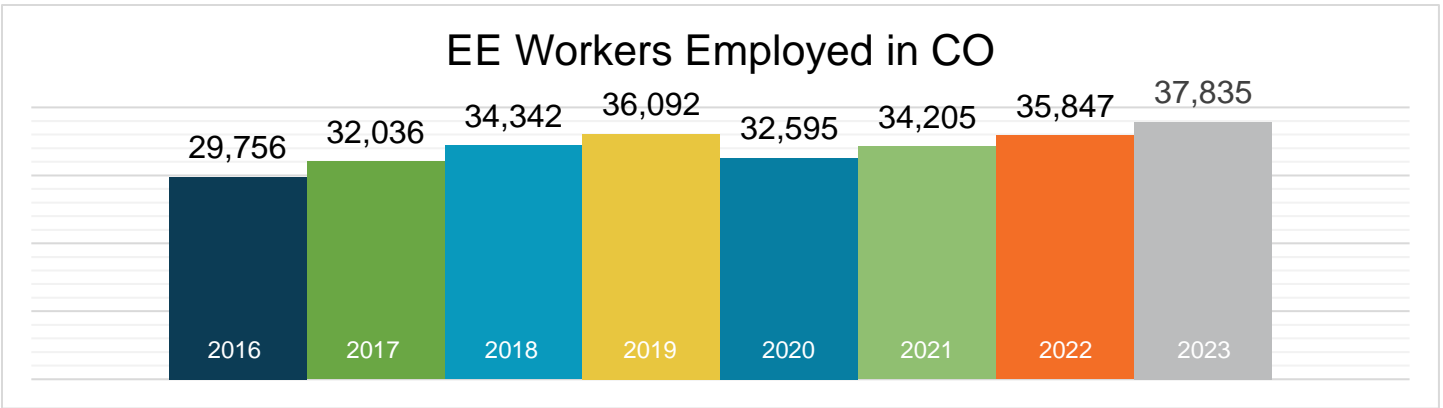
\*Includes other energy subsectors such as corn ethanol, woody biomass, large hydropower, and others.

Presented by:



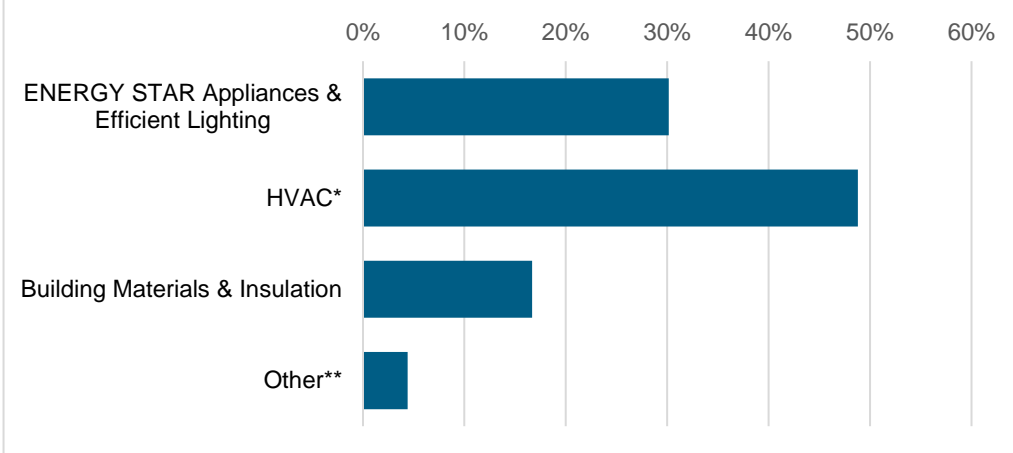
**E4** THE FUTURE

# What does EE look like in Colorado?

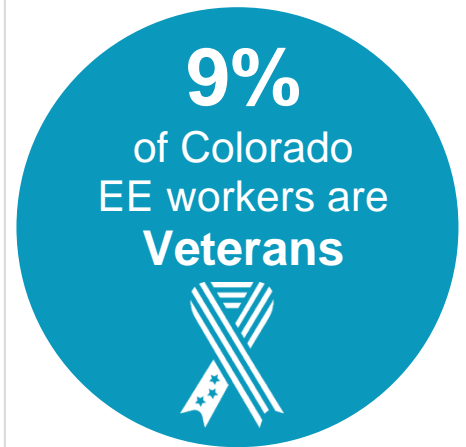


\*Professional services include finance/accounting, architecture, engineering, R&D, etc. and other includes maintenance, and business, and nonprofit organizations.

### What energy efficiency sectors employ the most workers?



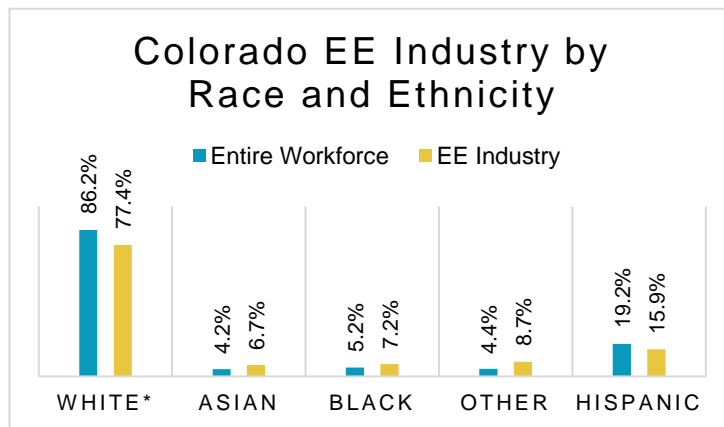
\*Heating, ventilation, air conditioning of higher than standard efficiency/renewable heating & cooling  
 \*\*Other such as energy audits, building certifications, and software services



## How is EE doing on diversity in Colorado?

Demographic data is critical to measure progress in expanding the diversity of the EE industry. A more inclusive industry that reflects the communities it serves is a stronger one that better meets the needs of all U.S. residents. Promoting diversity in hiring is key to maintaining a future workforce of qualified professionals and ensuring all Colorado communities are represented in the EE sector.

The EE industry needs to do more to prioritize minorities and women for training and support that enables access to employment at Colorado businesses.



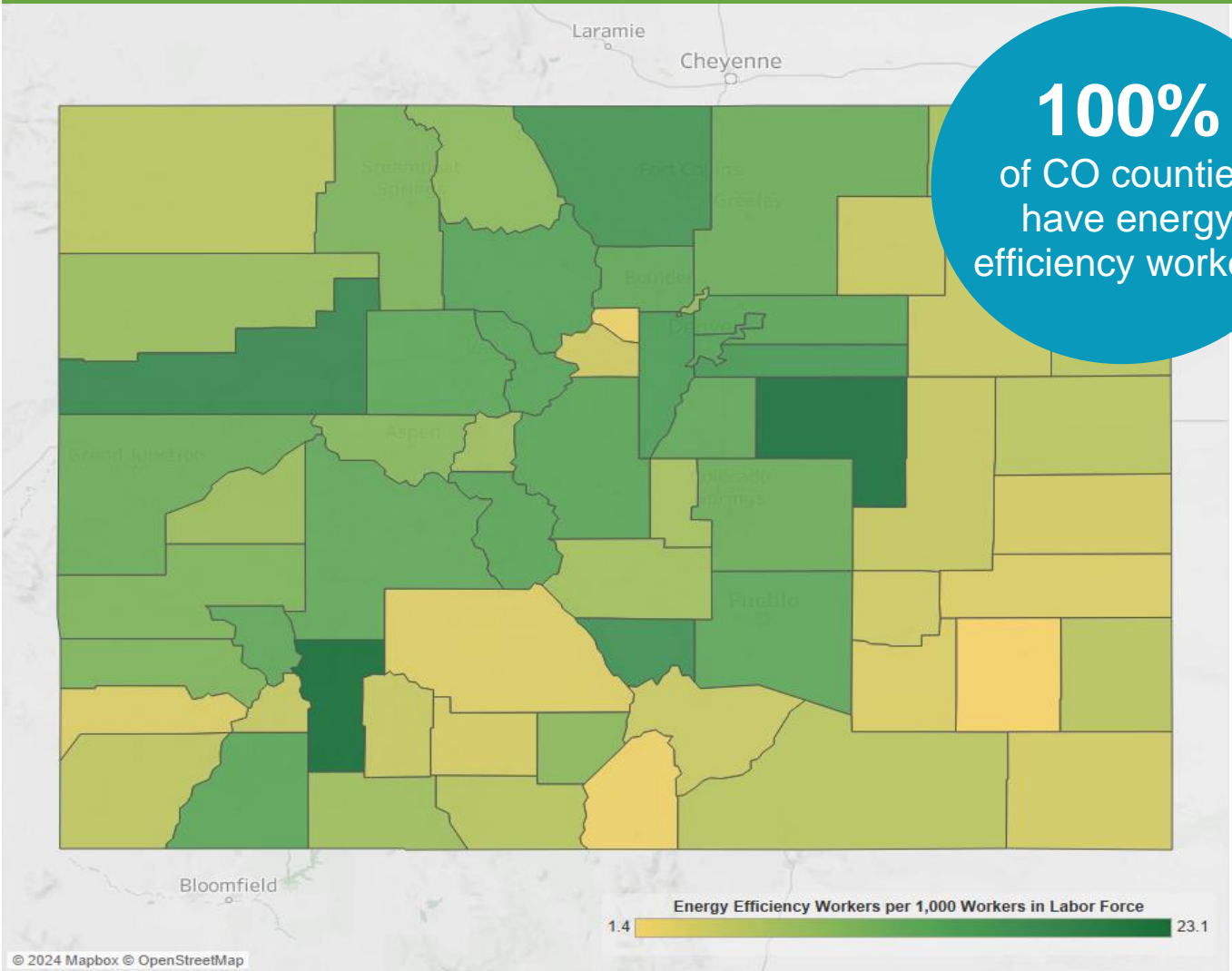
\*Includes non-Hispanic and Hispanic whites.



Note: The U.S. Bureau of Labor Statistics (BLS) only includes two genders in their survey. Non-binary gender data is missing from this document due to this limitation.

# Energy Efficiency Jobs are Everywhere

## EE Jobs by County



Congressional		Metropolitan Areas	
District	Jobs	Area	Jobs
1	11,856	Boulder	2,434
2	10,132	Colorado Springs	3,680
3	4,803	Denver-Aurora-Lakewood	22,353
4	4,821	Fort Collins	2,825
5	3,359	Grand Junction	773
6	1,179	Greeley	1,365
7	1,684	Pueblo	803
		Rural	3,600

State Senate										
District	Jobs		District	Jobs		District	Jobs		District	Jobs
1	2,000		11	886		21	2,054		31	2,168
2	1,142		12	25		22	<10		32	1,191
3	522		13	478		23	122		33	650
4	1,995		14	740		24	177		34	3,337
5	1,692		15	1,346		25	331		35	456
6	1,095		16	3,549		26	2,207			
7	859		17	2,118		27	<10			
8	1,262		18	1,250		28	130			
9	1,365		19	1,332		29	96			
10	284		20	690		30	277			

State House of Representatives							
District	Jobs		District	Jobs		District	Jobs
1	1,383		23	1,504		45	<10
2	1,800		24	669		46	418
3	2,448		25	188		47	289
4	1,214		26	991		48	1,736
5	3,141		27	590		49	1,402
6	1,292		28	<10		50	64
7	993		29	178		51	<10
8	<10		30	1,344		52	<10
9	329		31	50		53	<10
10	3,118		32	59		54	942
11	544		33	266		55	<10
12	896		34	26		56	132
13	668		35	<10		57	459
14	704		36	251		58	494
15	434		37	<10		59	859
16	615		38	296		60	218
17	868		39	1,334		61	870
18	153		40	<10		62	220
19	265		41	<10		63	114
20	16		42	<10		64	332
21	<10		43	<10		65	257
22	323		44	<10			





The Building Performance Association (BPA) is a 501(c) 6 nonprofit industry association that serves as the hub for businesses, nonprofits, and government agencies working to make America's homes more comfortable, healthy, and energy efficient. Our mission is to transform the market for the home performance industry through advocacy, education, professional development, and networking. Visit [www.building-performance.org](http://www.building-performance.org).



E4TheFuture is dedicated to bringing clean, efficient energy home for every American and promotes energy solutions to advance climate protection and economic fairness. Visit [www.E4TheFuture.org](http://www.E4TheFuture.org).



BW Research Partnership is a full-service, economic and workforce research consulting firm with offices in Carlsbad, California and Wrentham, Massachusetts. It is the nation's leading provider of accurate, comprehensive energy and clean energy research studies. Visit [www.bwresearch.com](http://www.bwresearch.com).

Data Source: Unless otherwise stated, all data are from the U.S. Energy and Employment Report, August 2024, by the U.S. Department of Energy (see Appendix B for methodology details). This methodology — adopted by the U.S. Dept. of Energy for its 2017 U.S. Energy and Employment Report, approved by the Office of Management and Budget and grounded on data collected by the Bureau of Labor Statistics — provides the broadly accepted best accounting of all U.S. energy workers.

For questions on BPA analyses please email: [communications@building-performance.org](mailto:communications@building-performance.org)

