

Arizona

Energy Efficiency Jobs in America

44,313
Total Jobs

What are EE jobs?

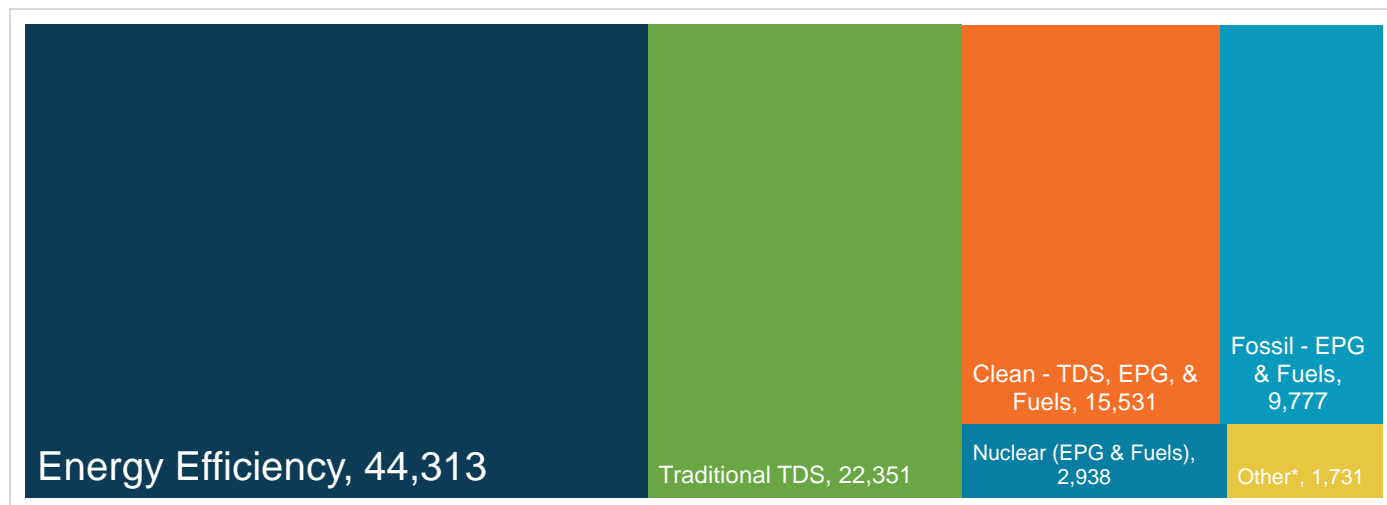
Jobs that deliver goods and services that lower energy use by improving energy efficiency with a focus on appliances, buildings, data systems, financing, new technologies, and more.

What do EE workers do?

- **Manufacture and install** high-efficiency systems, controls, windows, insulation, and ENERGY STAR-certified appliances and products in existing and new homes, commercial and industrial buildings.
- **Design and construct** high-performance buildings such as those earning nationally recognized sustainability and environmental performance ratings.
- **Upgrade and repair** heating, air conditioning, and ventilation (HVAC) and water heating equipment.
- **Educate** property owners and managers on building improvements to unlock savings for businesses, homeowners, schools, states, municipalities, military bases, and more.
- **Analyze building data** using software to maximize energy savings through targeted performance improvements and behavioral changes.
- **Review and approve loans** to finance energy savings performance contracts to improve the comfort, health, and operational costs of buildings.

How does EE compare in Arizona?

Energy efficiency is the largest energy sector in Arizona.



TDS = Transmission, Distribution & Storage

EPG = Electric Power Generation

*Includes other energy subsectors such as corn ethanol, woody biomass, large hydropower, and others.

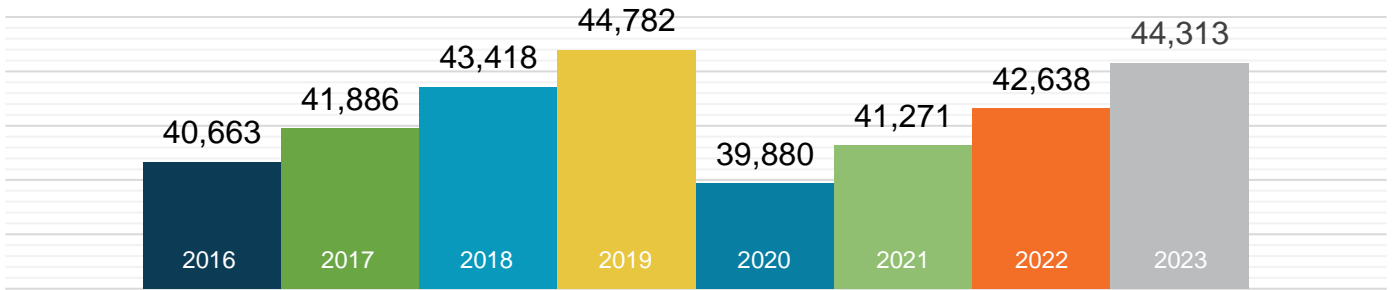
Presented by:



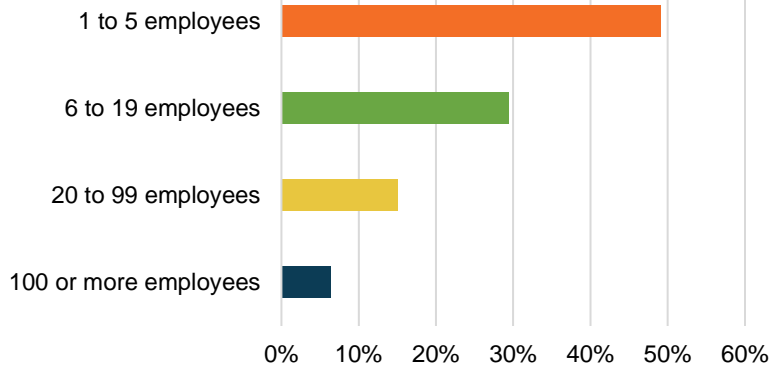
E4 THE FUTURE

What does EE look like in Arizona?

EE Workers Employed in AZ



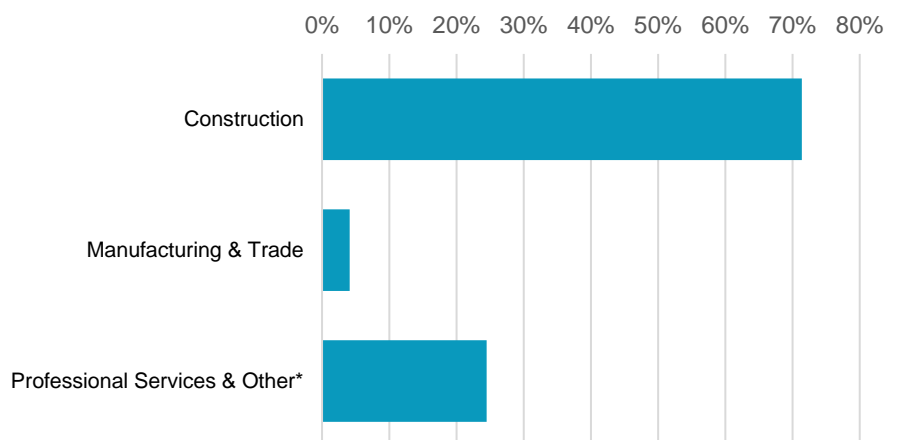
93.6% of AZ EE Businesses Have Fewer Than 100 Employees



EE construction workers comprise **15%** of Arizona's construction workforce

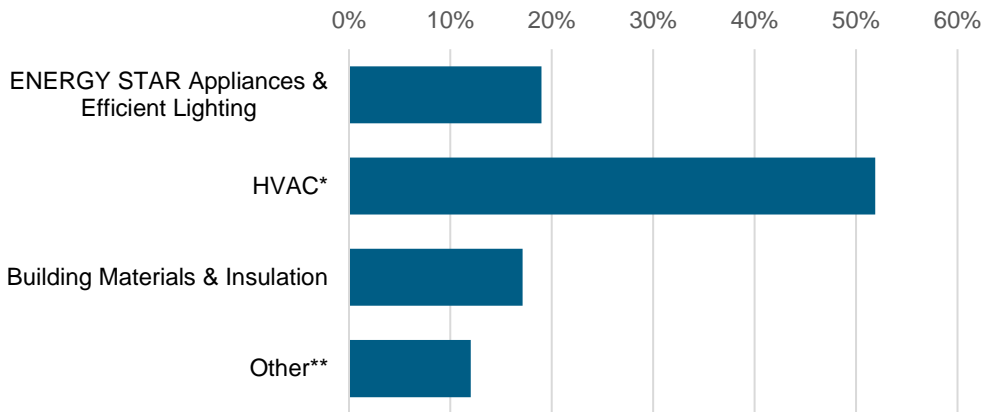


What type of work do energy efficiency firms do?



*Professional services include finance/accounting, architecture, engineering, R&D, etc. and other includes maintenance, and business, and nonprofit organizations.

What energy efficiency sectors employ the most workers?



*Heating, ventilation, air conditioning of higher than standard efficiency/renewable heating & cooling
 **Other such as energy audits, building certifications, and software services

8%
 of Arizona
 EE workers are
Veterans

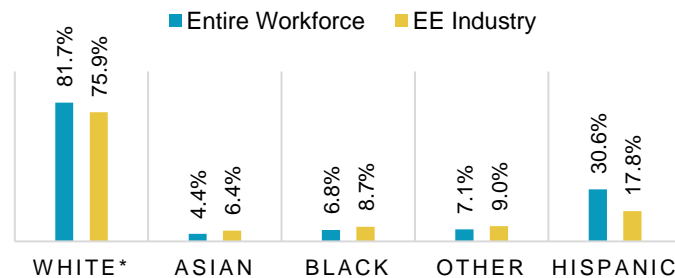


How is EE doing on diversity in Arizona?

Demographic data is critical to measure progress in expanding the diversity of the EE industry. A more inclusive industry that reflects the communities it serves is a stronger one that better meets the needs of all U.S. residents. Promoting diversity in hiring is key to maintaining a future workforce of qualified professionals and ensuring all Arizona communities are represented in the EE sector.

The EE industry needs to do more to prioritize minorities and women for training and support that enables access to employment at Arizona businesses.

Arizona EE Industry by Race and Ethnicity



*Includes non-Hispanic and Hispanic whites.

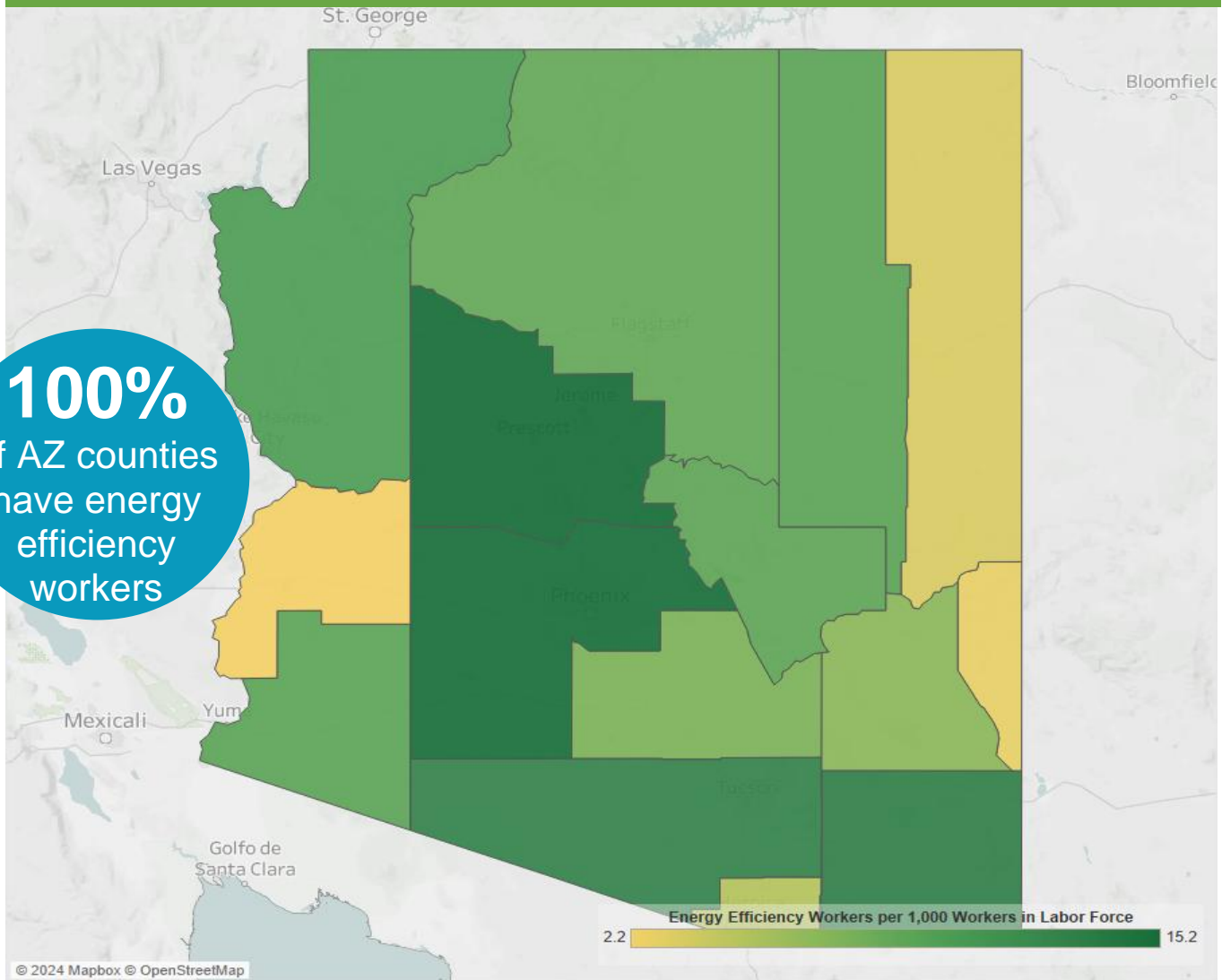
Gender in the Arizona EE Workforce



Note: The U.S. Bureau of Labor Statistics (BLS) only includes two genders in their survey. Non-binary gender data is missing from this document due to this limitation.

Energy Efficiency Jobs are Everywhere

EE Jobs by County



Congressional		Metropolitan Areas	
District	Jobs	Area	Jobs
1	6,805	Flagstaff	555
2	4,371	Lake Havasu City-Kingman	554
3	5,500	Phoenix-Mesa-Scottsdale	35,010
4	5,795	Prescott	1,079
5	5,181	Tucson	5,031
6	3,632	Yuma	719
7	3,882	Rural	1,364
8	5,092		
9	4,056		

State Senate							
District	Jobs		District	Jobs		District	Jobs
1	2,419		11	156		21	446
2	2,297		12	3,344		22	120
3	1,409		13	602		23	4,443
4	972		14	672		24	7,665
5	1,094		15	3,302		25	584
6	1,222		16	639		26	1,684
7	340		17	745		27	<10
8	1,177		18	2,430		28	637
9	1,733		19	1,496		29	423
10	273		20	1,651		30	334

State House of Representatives				
District	Jobs		District	Jobs
1	2,413		16	616
2	2,407		17	698
3	1,372		18	2,340
4	940		19	2,138
5	1,081		20	1,565
6	1,210		21	422
7	421		22	112
8	1,110		23	4,379
9	1,701		24	7,803
10	267		25	554
11	151		26	1,703
12	3,109		27	<10
13	610		28	607
14	676		29	395
15	3,194		30	313



The Building Performance Association (BPA) is a 501(c) 6 nonprofit industry association that serves as the hub for businesses, nonprofits, and government agencies working to make America's homes more comfortable, healthy, and energy efficient. Our mission is to transform the market for the home performance industry through advocacy, education, professional development, and networking. Visit www.building-performance.org.



E4TheFuture is dedicated to bringing clean, efficient energy home for every American and promotes energy solutions to advance climate protection and economic fairness. Visit www.E4TheFuture.org.



BW Research Partnership is a full-service, economic and workforce research consulting firm with offices in Carlsbad, California and Wrentham, Massachusetts. It is the nation's leading provider of accurate, comprehensive energy and clean energy research studies. Visit www.bwresearch.com.

Data Source: Unless otherwise stated, all data are from the U.S. Energy and Employment Report, August 2024, by the U.S. Department of Energy (see Appendix B for methodology details). This methodology — adopted by the U.S. Dept. of Energy for its 2017 U.S. Energy and Employment Report, approved by the Office of Management and Budget and grounded on data collected by the Bureau of Labor Statistics — provides the broadly accepted best accounting of all U.S. energy workers.

For questions on BPA analyses please email: communications@building-performance.org

