

Kansas

Energy Efficiency Jobs in America

17,685
Total Jobs

What are EE jobs?

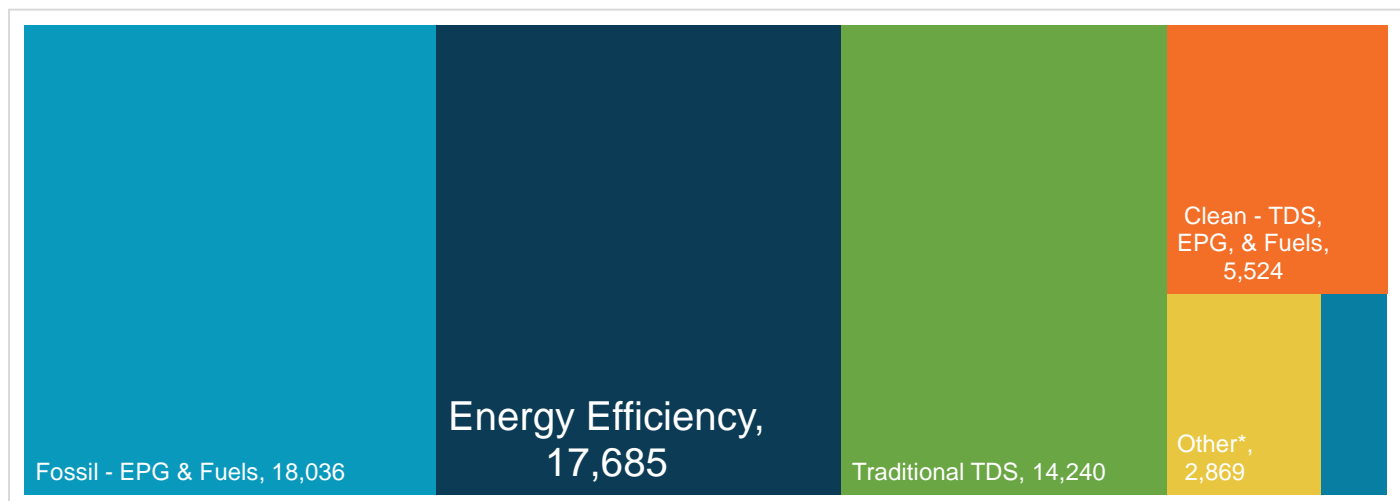
Jobs that deliver goods and services that lower energy use by improving energy efficiency with a focus on appliances, buildings, data systems, financing, new technologies, and more.

What do EE workers do?

- **Manufacture and install** high-efficiency systems, controls, windows, insulation, and ENERGY STAR-certified appliances and products in existing and new homes, commercial and industrial buildings.
- **Design and construct** high-performance buildings such as those earning nationally recognized sustainability and environmental performance ratings.
- **Upgrade and repair** heating, air conditioning, and ventilation (HVAC) and water heating equipment.
- **Educate** property owners and managers on building improvements to unlock savings for businesses, homeowners, schools, states, municipalities, military bases, and more.
- **Analyze building data** using software to maximize energy savings through targeted performance improvements and behavioral changes.
- **Review and approve loans** to finance energy savings performance contracts to improve the comfort, health, and operational costs of buildings.

How does EE compare in Kansas?

Energy efficiency is the second largest energy sector in Kansas.



TDS = Transmission, Distribution & Storage

EPG = Electric Power Generation

Nuclear (EPG & Fuels) = 1,254

*Includes other energy subsectors such as corn ethanol, woody biomass, large hydropower, and others.

Presented by:

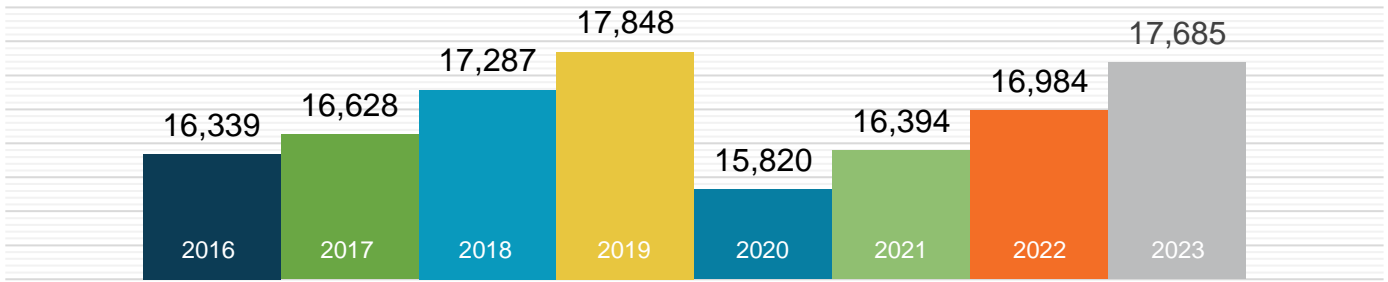


E4 THE FUTURE

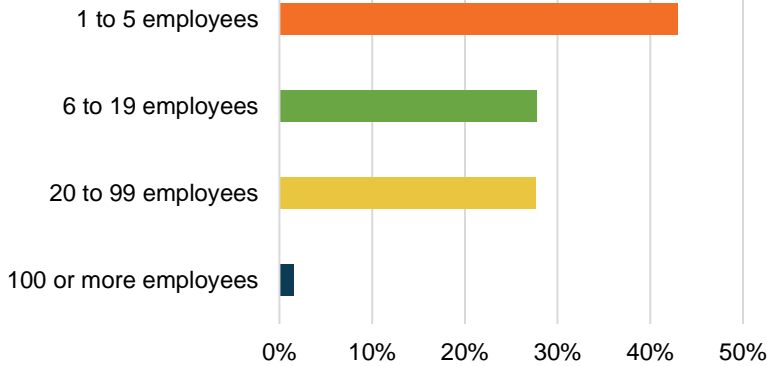
Updated April 2025

What does EE look like in Kansas?

EE Workers Employed in KS



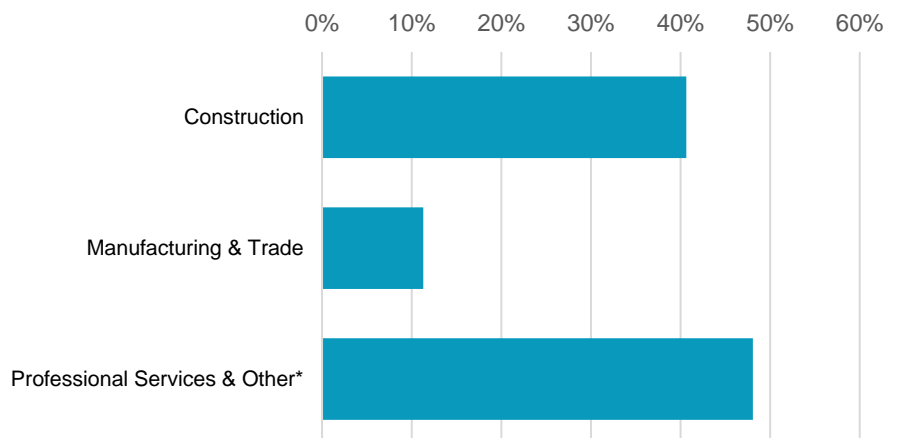
98.4% of KS EE Businesses Have Fewer Than 100 Employees



EE construction
workers comprise
10% of Kansas's
construction workforce

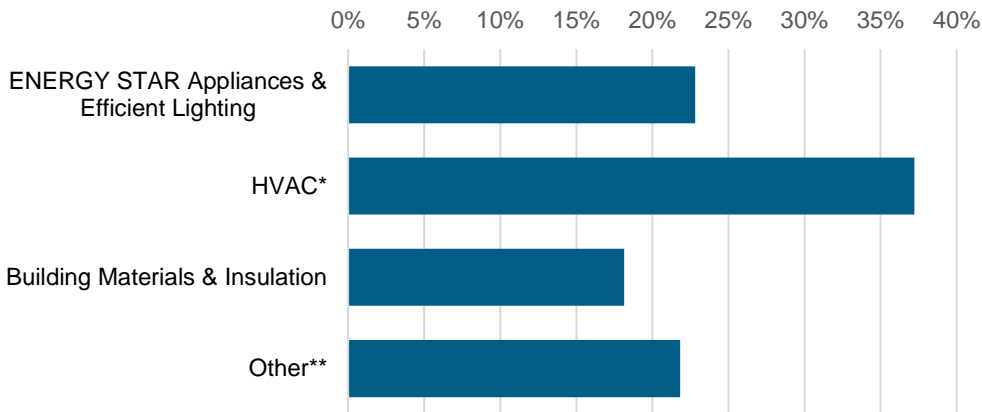


What type of work do energy efficiency firms do?



*Professional services include finance/accounting, architecture, engineering, R&D, etc. and other includes maintenance, and business, and nonprofit organizations.

What energy efficiency sectors employ the most workers?



*Heating, ventilation, air conditioning of higher than standard efficiency/renewable heating & cooling
 **Other such as energy audits, building certifications, and software services

8%
 of Kansas
 EE workers are
Veterans

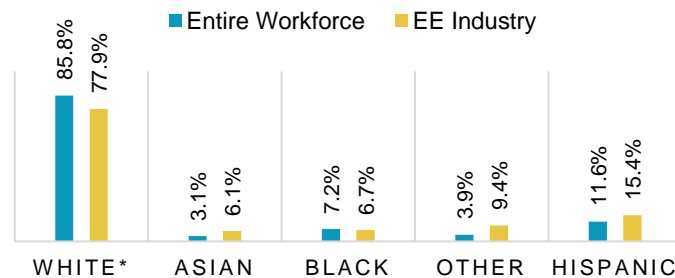


How is EE doing on diversity in Kansas?

Demographic data is critical to measure progress in expanding the diversity of the EE industry. A more inclusive industry that reflects the communities it serves is a stronger one that better meets the needs of all U.S. residents. Promoting diversity in hiring is key to maintaining a future workforce of qualified professionals and ensuring all Kansas communities are represented in the EE sector.

The EE industry needs to do more to prioritize minorities and women for training and support that enables access to employment at Kansas businesses.

Kansas EE Industry by Race and Ethnicity



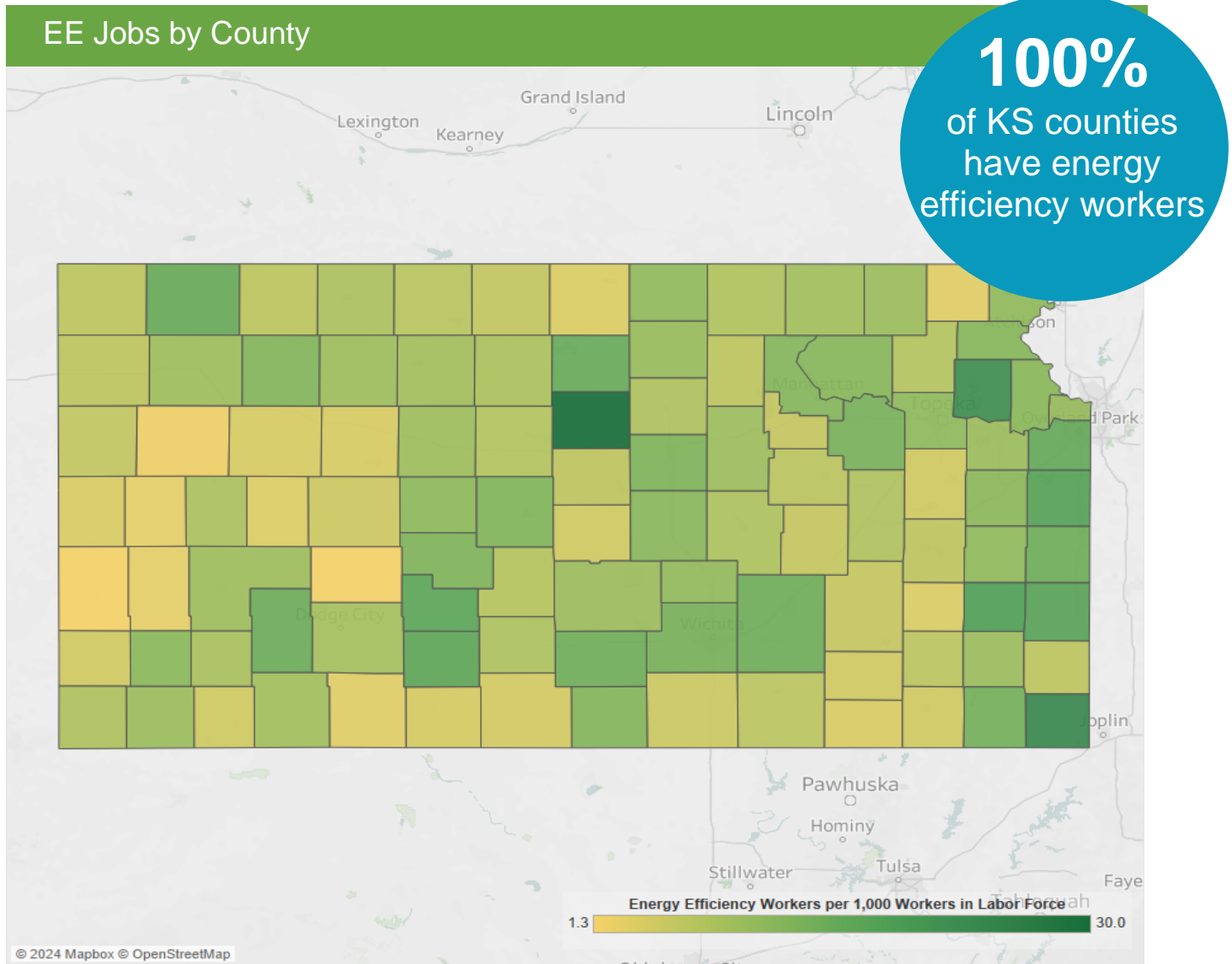
*Includes non-Hispanic and Hispanic whites.

Gender in the Kansas EE Workforce



Note: The U.S. Bureau of Labor Statistics (BLS) only includes two genders in their survey. Non-binary gender data is missing from this document due to this limitation.

Energy Efficiency Jobs are Everywhere



The energy efficiency job concentration displayed above is capped at thirty jobs per thousand in order to maintain observable differences between the majority of counties within the state. This is done to eliminate the influence outliers have on overall color gradient. For a full list of energy efficiency jobs by county, please visit the Department of Energy's (DOE) United States Energy and Employment Report (USEER) County-Level data site at <https://www.energy.gov/media/330956>.

Congressional		Metropolitan Areas	
District	Jobs	Area	Jobs
1	2,809	Kansas City	7,166
2	3,372	Lawrence	503
3	6,900	Manhattan	482
4	4,603	St. Joseph	30
		Topeka	1,263
		Wichita	4,095
		Rural	4,145

State Senate										
District	Jobs		District	Jobs		District	Jobs		District	Jobs
1	845		14	855		27	129		40	840
2	640		15	161		28	65			
3	331		16	716		29	796			
4	324		17	329		30	<10			
5	44		18	709		31	92			
6	590		19	294		32	294			
7	695		20	27		33	785			
8	1,278		21	32		34	349			
9	1,440		22	216		35	342			
10	157		23	<10		36	389			
11	629		24	445		37	64			
12	497		25	956		38	367			
13	338		26	324		39	288			

State House of Representatives										
District	Jobs		District	Jobs		District	Jobs		District	Jobs
1	265		33	170		65	<10		97	<10
2	256		34	27		66	<10		98	<10
3	<10		35	<10		67	<10		99	<10
4	64		36	<10		68	43		100	<10
5	239		37	<10		69	391		101	339
6	91		38	203		70	65		102	<10
7	166		39	16		71	<10		103	<10
8	489		40	<10		72	200		104	<10
9	54		41	11		73	247		105	<10
10	271		42	339		74	80		106	149
11	27		43	<10		75	21		107	139
12	386		44	92		76	43		108	129
13	65		45	37		77	127		109	285
14	1,159		46	11		78	<10		110	537
15	<10		47	203		79	153		111	<10
16	961		48	<10		80	37		112	<10
17	111		49	<10		81	309		113	162
18	127		50	360		82	<10		114	28
19	550		51	638		83	373		115	414
20	521		52	<10		84	632		116	56
21	84		53	91		85	192		117	108
22	<10		54	75		86	176		118	258
23	<10		55	244		87	<10		119	<10
24	226		56	115		88	<10		120	162
25	58		57	<10		89	111		121	16
26	63		58	<10		90	144		122	187
27	185		59	16		91	74		123	<10
28	<10		60	<10		92	217		124	227
29	<10		61	48		93	287		125	<10
30	<10		62	159		94	311			
31	203		63	37		95	<10			
32	230		64	308		96	<10			



The Building Performance Association (BPA) is a 501(c) 6 nonprofit industry association that serves as the hub for businesses, nonprofits, and government agencies working to make America's homes more comfortable, healthy, and energy efficient. Our mission is to transform the market for the home performance industry through advocacy, education, professional development, and networking. Visit www.building-performance.org.



E4TheFuture is dedicated to bringing clean, efficient energy home for every American and promotes energy solutions to advance climate protection and economic fairness. Visit www.E4TheFuture.org.



BW Research Partnership is a full-service, economic and workforce research consulting firm with offices in Carlsbad, California and Wrentham, Massachusetts. It is the nation's leading provider of accurate, comprehensive energy and clean energy research studies. Visit www.bwresearch.com.

Data Source: Unless otherwise stated, all data are from the U.S. Energy and Employment Report, August 2024, by the U.S. Department of Energy (see Appendix B for methodology details). This methodology — adopted by the U.S. Dept. of Energy for its 2017 U.S. Energy and Employment Report, approved by the Office of Management and Budget and grounded on data collected by the Bureau of Labor Statistics — provides the broadly accepted best accounting of all U.S. energy workers.

For questions on BPA analyses please email: communications@building-performance.org

