

# Nevada

## Energy Efficiency Jobs in America

13,016  
Total Jobs

### What are EE jobs?


*Jobs that deliver goods and services that lower energy use by improving energy efficiency with a focus on appliances, buildings, data systems, financing, new technologies, and more.*

### What do EE workers do?

- **Manufacture and install** high-efficiency systems, controls, windows, insulation, and ENERGY STAR-certified appliances and products in existing and new homes, commercial and industrial buildings.
- **Design and construct** high-performance buildings such as those earning nationally recognized sustainability and environmental performance ratings.
- **Upgrade and repair** heating, air conditioning, and ventilation (HVAC) and water heating equipment.
- **Educate** property owners and managers on building improvements to unlock savings for businesses, homeowners, schools, states, municipalities, military bases, and more.
- **Analyze building data** using software to maximize energy savings through targeted performance improvements and behavioral changes.
- **Review and approve loans** to finance energy savings performance contracts to improve the comfort, health, and operational costs of buildings.

### How does EE compare in Nevada?

*Energy efficiency is the second largest energy sector in Nevada.*



TDS = Transmission, Distribution & Storage

EPG = Electric Power Generation

Nuclear (EPG & Fuels) = 165

\*Includes other energy subsectors such as corn ethanol, woody biomass, large hydropower, and others.

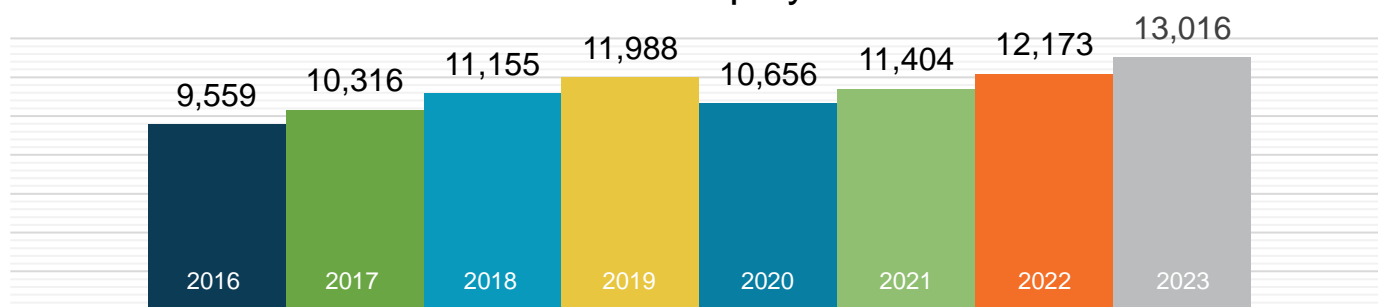
Presented by:



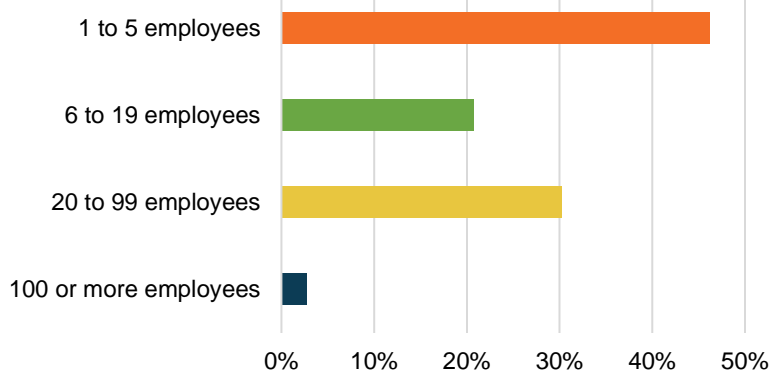
**E4** THE FUTURE

## What does EE look like in Nevada?

### EE Workers Employed in NV



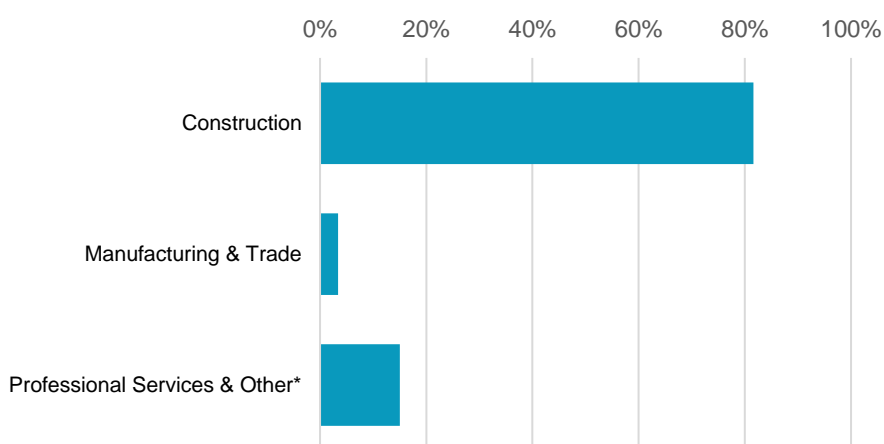
### 97.3% of NV EE Businesses Have Fewer Than 100 Employees



EE construction workers comprise **10%** of Nevada's construction workforce

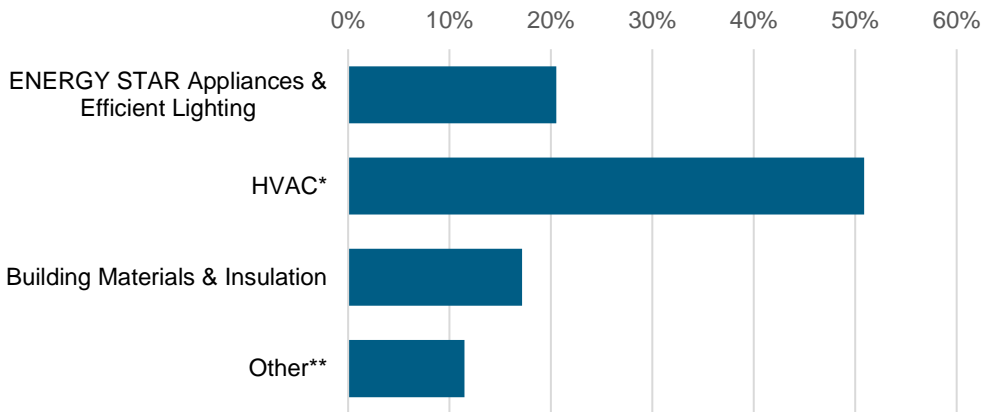


### What type of work do energy efficiency firms do?



\*Professional services include finance/accounting, architecture, engineering, R&D, etc. and other includes maintenance, and business, and nonprofit organizations.

## What energy efficiency sectors employ the most workers?



\*Heating, ventilation, air conditioning of higher than standard efficiency/renewable heating & cooling  
 \*\*Other such as energy audits, building certifications, and software services

**9%**  
 of Nevada  
 EE workers are  
**Veterans**

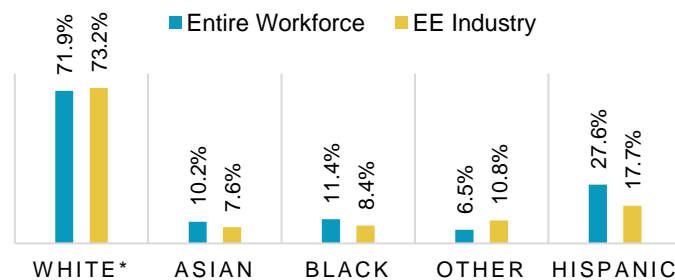


## How is EE doing on diversity in Nevada?

*Demographic data is critical to measure progress in expanding the diversity of the EE industry. A more inclusive industry that reflects the communities it serves is a stronger one that better meets the needs of all U.S. residents. Promoting diversity in hiring is key to maintaining a future workforce of qualified professionals and ensuring all Nevada communities are represented in the EE sector.*

The EE industry needs to do more to prioritize minorities and women for training and support that enables access to employment at Nevada businesses.

## Nevada EE Industry by Race and Ethnicity



\*Includes non-Hispanic and Hispanic whites.

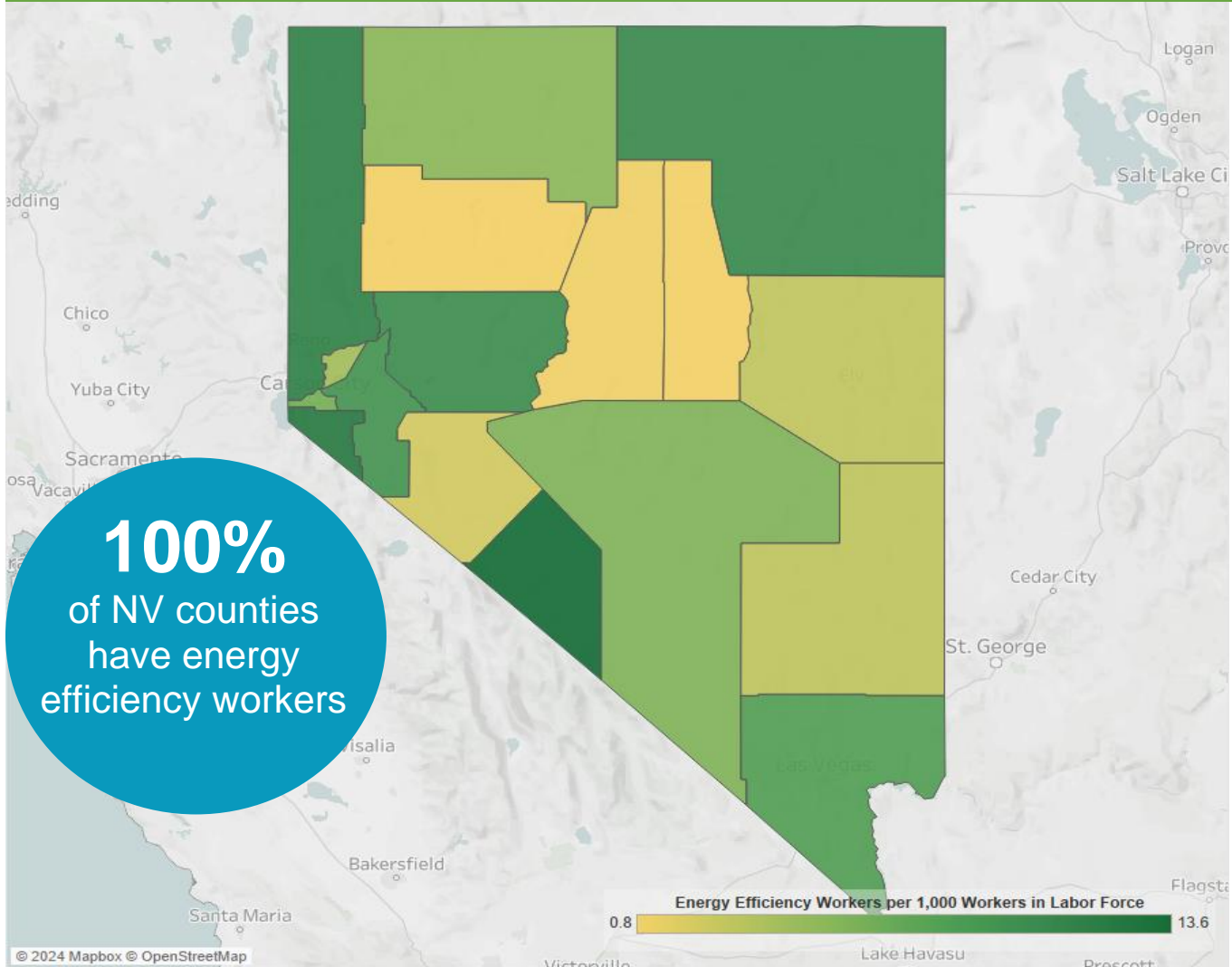
## Gender in the Nevada EE Workforce



Note: The U.S. Bureau of Labor Statistics (BLS) only includes two genders in their survey. Non-binary gender data is missing from this document due to this limitation.

# Energy Efficiency Jobs are Everywhere

## EE Jobs by County



| Congressional |       | Metropolitan Areas           |       |
|---------------|-------|------------------------------|-------|
| District      | Jobs  | Area                         | Jobs  |
| 1             | 2,590 | Carson City                  | 199   |
| 2             | 4,908 | Las Vegas-Henderson-Paradise | 9,104 |
| 3             | 2,830 | Reno                         | 2,825 |
| 4             | 2,687 | Rural                        | 888   |

| State Senate |       |  |          |       |  |          |       |  |          |      |
|--------------|-------|--|----------|-------|--|----------|-------|--|----------|------|
| District     | Jobs  |  | District | Jobs  |  | District | Jobs  |  | District | Jobs |
| 1            | 807   |  | 7        | 495   |  | 13       | 1,467 |  | 19       | 275  |
| 2            | 978   |  | 8        | 531   |  | 14       | 195   |  | 20       | 61   |
| 3            | 1,711 |  | 9        | 515   |  | 15       | 201   |  | 21       | 17   |
| 4            | <10   |  | 10       | 1,083 |  | 16       | 538   |  |          |      |
| 5            | 2,357 |  | 11       | 224   |  | 17       | 410   |  |          |      |
| 6            | 690   |  | 12       | 449   |  | 18       | <10   |  |          |      |

| State Assembly |       |  |          |       |  |          |      |  |          |      |
|----------------|-------|--|----------|-------|--|----------|------|--|----------|------|
| District       | Jobs  |  | District | Jobs  |  | District | Jobs |  | District | Jobs |
| 1              | 271   |  | 13       | <10   |  | 25       | 564  |  | 37       | <10  |
| 2              | 682   |  | 14       | <10   |  | 26       | 221  |  | 38       | 167  |
| 3              | 602   |  | 15       | 1,178 |  | 27       | 35   |  | 39       | 435  |
| 4              | 218   |  | 16       | <10   |  | 28       | <10  |  | 40       | 294  |
| 5              | 103   |  | 17       | <10   |  | 29       | <10  |  | 41       | <10  |
| 6              | 865   |  | 18       | 522   |  | 30       | 378  |  | 42       | <10  |
| 7              | 334   |  | 19       | 193   |  | 31       | <10  |  |          |      |
| 8              | 1,529 |  | 20       | 173   |  | 32       | 129  |  |          |      |
| 9              | 202   |  | 21       | 261   |  | 33       | 263  |  |          |      |
| 10             | 762   |  | 22       | 253   |  | 34       | 232  |  |          |      |
| 11             | 287   |  | 23       | 73    |  | 35       | 49   |  |          |      |
| 12             | 590   |  | 24       | 1,049 |  | 36       | 49   |  |          |      |



The Building Performance Association (BPA) is a 501(c) 6 nonprofit industry association that serves as the hub for businesses, nonprofits, and government agencies working to make America's homes more comfortable, healthy, and energy efficient. Our mission is to transform the market for the home performance industry through advocacy, education, professional development, and networking. Visit [www.building-performance.org](http://www.building-performance.org)



E4TheFuture is dedicated to bringing clean, efficient energy home for every American and promotes energy solutions to advance climate protection and economic fairness. Visit [www.E4TheFuture.org](http://www.E4TheFuture.org).



BW Research Partnership is a full-service, economic and workforce research consulting firm with offices in Carlsbad, California and Wrentham, Massachusetts. It is the nation's leading provider of accurate, comprehensive energy and clean energy research studies. Visit [www.bwresearch.com](http://www.bwresearch.com).

Data Source: Unless otherwise stated, all data are from the U.S. Energy and Employment Report, August 2024, by the U.S. Department of Energy (see Appendix B for methodology details). This methodology — adopted by the U.S. Dept. of Energy for its 2017 U.S. Energy and Employment Report, approved by the Office of Management and Budget and grounded on data collected by the Bureau of Labor Statistics — provides the broadly accepted best accounting of all U.S. energy workers.

For questions on BPA analyses please email: [communications@building-performance.org](mailto:communications@building-performance.org)

