

# Ohio

## Energy Efficiency Jobs in America

78,744  
Total Jobs

### What are EE jobs?

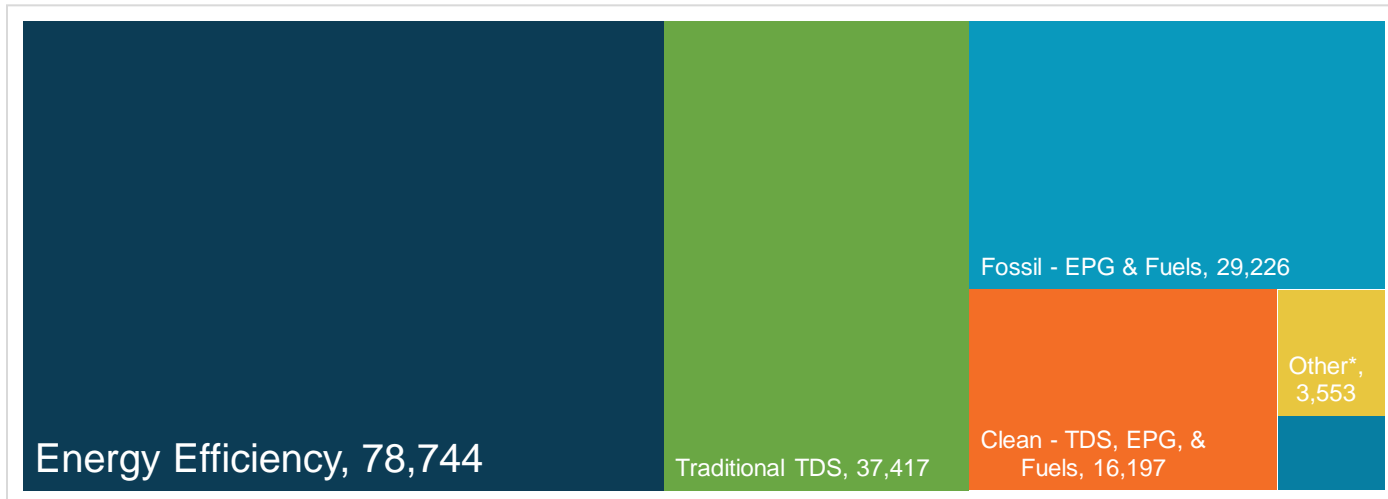
*Jobs that deliver goods and services that lower energy use by improving energy efficiency with a focus on appliances, buildings, data systems, financing, new technologies, and more.*

### What do EE workers do?

- **Manufacture and install** high-efficiency systems, controls, windows, insulation, and ENERGY STAR-certified appliances and products in existing and new homes, commercial and industrial buildings.
- **Design and construct** high-performance buildings such as those earning nationally recognized sustainability and environmental performance ratings.
- **Upgrade and repair** heating, air conditioning, and ventilation (HVAC) and water heating equipment.
- **Educate** property owners and managers on building improvements to unlock savings for businesses, homeowners, schools, states, municipalities, military bases, and more.
- **Analyze building data** using software to maximize energy savings through targeted performance improvements and behavioral changes.
- **Review and approve loans** to finance energy savings performance contracts to improve the comfort, health, and operational costs of buildings.

### How does EE compare in Ohio?

*Energy efficiency is the largest energy sector in Ohio.*



TDS = Transmission, Distribution & Storage

EPG = Electric Power Generation

Nuclear (EPG & Fuels) = 2,087

\*Includes other energy subsectors such as corn ethanol, woody biomass, large hydropower, and others.

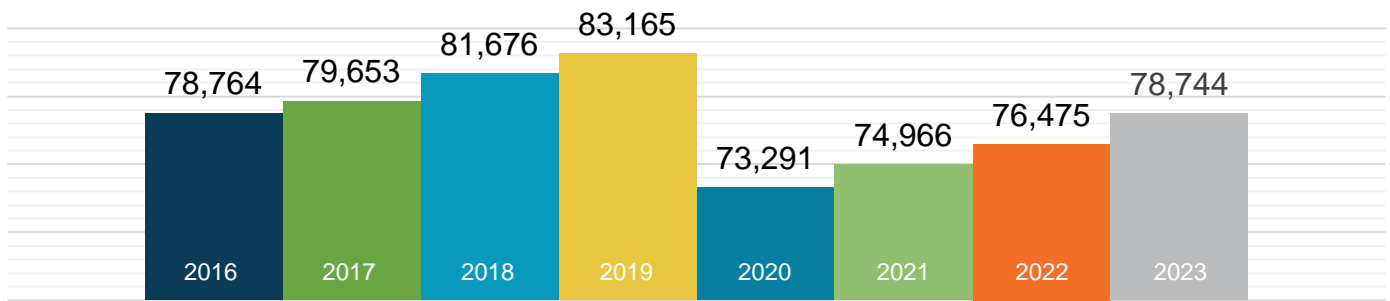
Presented by:



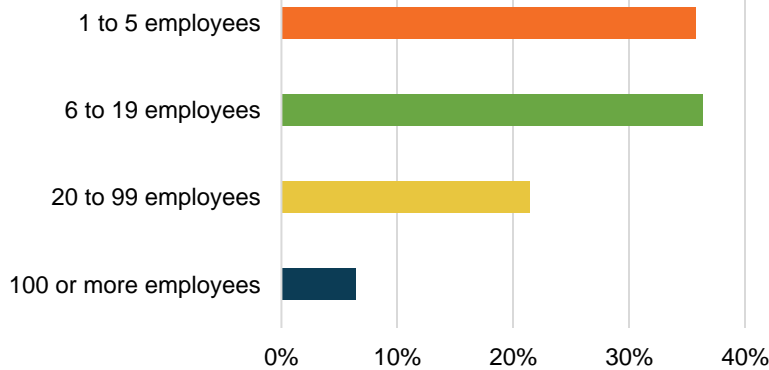
**E4** THE FUTURE

## What does EE look like in Ohio?

### EE Workers Employed in OH



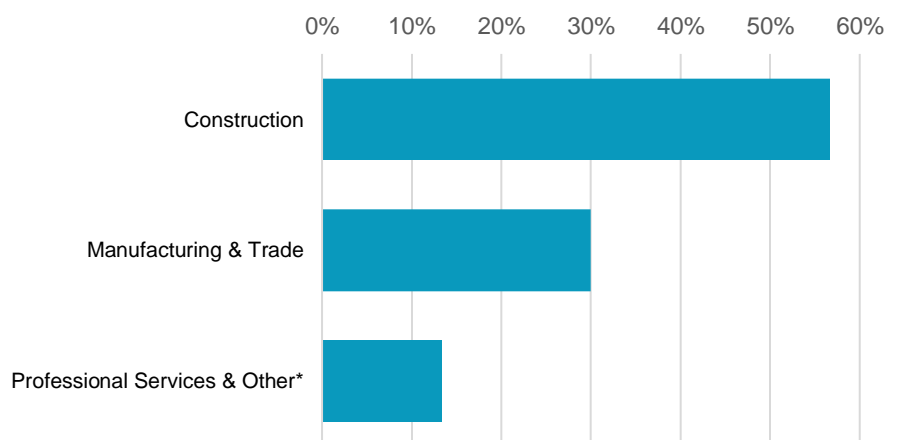
### 93.6% of OH EE Businesses Have Fewer Than 100 Employees



EE construction workers comprise **19%** of Ohio's construction workforce

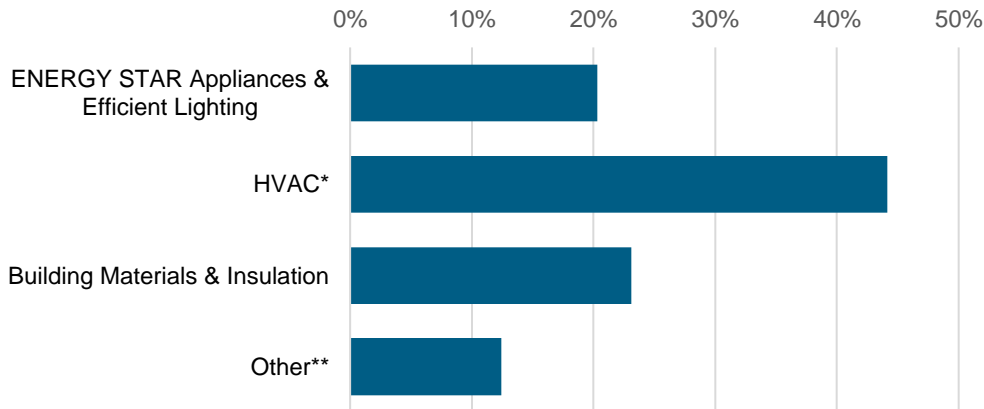


### What type of work do energy efficiency firms do?

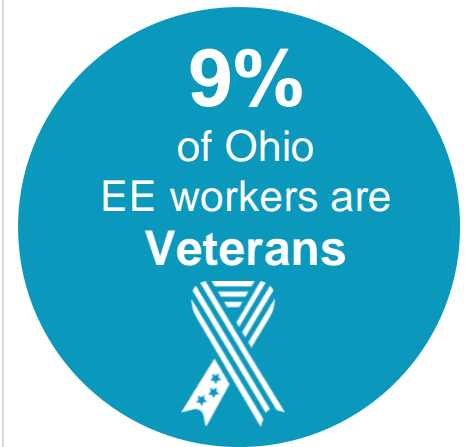


\*Professional services include finance/accounting, architecture, engineering, R&D, etc. and other includes maintenance, and business, and nonprofit organizations.

## What energy efficiency sectors employ the most workers?



\*Heating, ventilation, air conditioning of higher than standard efficiency/renewable heating & cooling  
 \*\*Other such as energy audits, building certifications, and software services

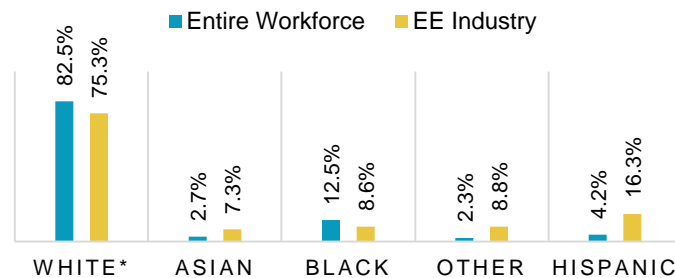


## How is EE doing on diversity in Ohio?

*Demographic data is critical to measure progress in expanding the diversity of the EE industry. A more inclusive industry that reflects the communities it serves is a stronger one that better meets the needs of all U.S. residents. Promoting diversity in hiring is key to maintaining a future workforce of qualified professionals and ensuring all Ohio communities are represented in the EE sector.*

The EE industry needs to do more to prioritize minorities and women for training and support that enables access to employment at Ohio businesses.

### Ohio EE Industry by Race and Ethnicity



\*Includes non-Hispanic and Hispanic whites.

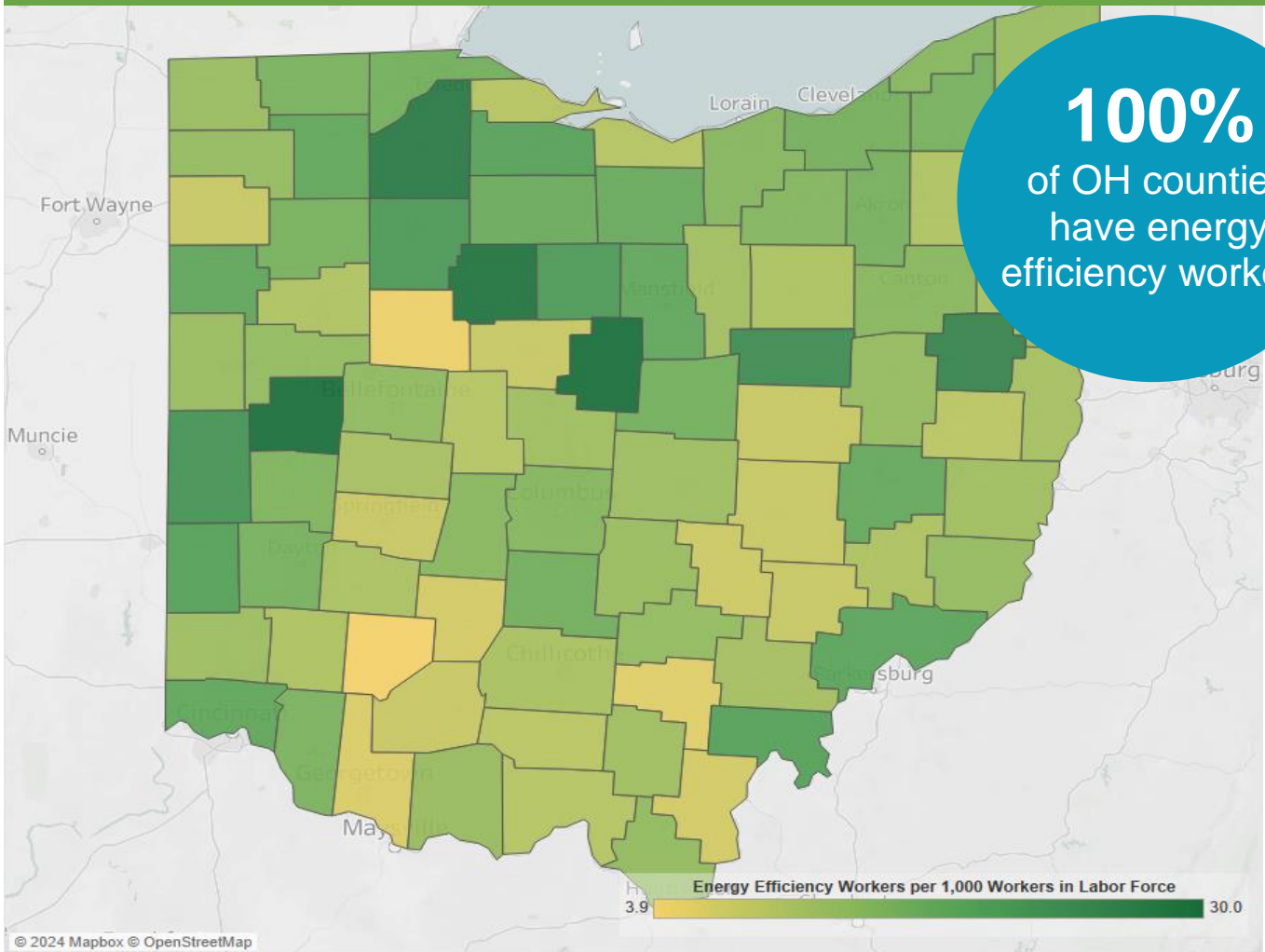
### Gender in the Ohio EE Workforce



Note: The U.S. Bureau of Labor Statistics (BLS) only includes two genders in their survey. Non-binary gender data is missing from this document due to this limitation.

# Energy Efficiency Jobs are Everywhere

## EE Jobs by County



The energy efficiency job concentration displayed above is capped at thirty jobs per thousand in order to maintain observable differences between the majority of counties within the state. This is done to eliminate the influence outliers have on overall color gradient. For a full list of energy efficiency jobs by county, please visit the Department of Energy's (DOE) United States Energy and Employment Report (USEER) County-Level data site at <https://www.energy.gov/media/330956>.

### Congressional

District	Jobs	District	Jobs
1	6,825	10	4,714
2	3,069	11	5,984
3	5,514	12	3,682
4	4,578	13	5,036
5	6,196	14	4,726
6	4,466	15	5,178
7	6,164		
8	5,926		
9	6,685		

### Metropolitan Areas

Area	Jobs	Area	Jobs
Akron	4,567	Sandusky	315
Canton-Massillon	2,316	Springfield	362
Cincinnati	12,860	Toledo	5,504
Cleveland-Elyria	15,079	Weirton-Steubenville	216
Columbus	14,685	Wheeling	236
Dayton	5,278	Youngstown-Warren-Boardman	2,177
Huntington-Ashland	174	Rural	13,630
Lima	491		
Mansfield	855		

State Senate							
District	Jobs		District	Jobs		District	Jobs
1	3,150		12	1,443		23	2,357
2	6,112		13	2,397		24	2,749
3	5,947		14	1,413		25	220
4	2,408		15	706		26	1,233
5	3,457		16	1,717		27	2,085
6	1,692		17	1,455		28	1,672
7	4,395		18	4,688		29	1,847
8	2,404		19	1,718		30	1,669
9	859		20	1,895		31	1,345
10	2,242		21	4,866		32	1,660
11	1,195		22	3,425		33	2,323

State House of Representatives							
District	Jobs		District	Jobs		District	Jobs
1	956		34	2,072		67	1,134
2	1,339		35	703		68	516
3	4,305		36	1,086		69	258
4	812		37	1,240		70	153
5	905		38	1,040		71	843
6	3,530		39	1,703		72	612
7	732		40	1,194		73	607
8	678		41	1,034		74	523
9	481		42	365		75	353
10	2,627		43	347		76	649
11	139		44	1,562		77	479
12	<10		45	261		78	884
13	458		46	692		79	377
14	640		47	648		80	597
15	82		48	1,016		81	720
16	861		49	452		82	418
17	3,089		50	132		83	1,174
18	824		51	733		84	779
19	2,002		52	601		85	160
20	602		53	104		86	303
21	2,114		54	668		87	470
22	64		55	1,108		88	532
23	165		56	343		89	612
24	126		57	668		90	532
25	<10		58	1,738		91	551
26	<10		59	414		92	191
27	3,416		60	1,612		93	382
28	1,949		61	285		94	708
29	1,096		62	239		95	603
30	223		63	708		96	403
31	655		64	279		97	249
32	116		65	426		98	500
33	143		66	438		99	422



The Building Performance Association (BPA) is a 501(c) 6 nonprofit industry association that serves as the hub for businesses, nonprofits, and government agencies working to make America's homes more comfortable, healthy, and energy efficient. Our mission is to transform the market for the home performance industry through advocacy, education, professional development, and networking. Visit [www.building-performance.org](http://www.building-performance.org).



E4TheFuture is dedicated to bringing clean, efficient energy home for every American and promotes energy solutions to advance climate protection and economic fairness. Visit [www.E4TheFuture.org](http://www.E4TheFuture.org).



BW Research Partnership is a full-service, economic and workforce research consulting firm with offices in Carlsbad, California and Wrentham, Massachusetts. It is the nation's leading provider of accurate, comprehensive energy and clean energy research studies. Visit [www.bwresearch.com](http://www.bwresearch.com).

Data Source: Unless otherwise stated, all data are from the U.S. Energy and Employment Report, August 2024, by the U.S. Department of Energy (see Appendix B for methodology details). This methodology — adopted by the U.S. Dept. of Energy for its 2017 U.S. Energy and Employment Report, approved by the Office of Management and Budget and grounded on data collected by the Bureau of Labor Statistics — provides the broadly accepted best accounting of all U.S. energy workers.

For questions on BPA analyses please email: [communications@building-performance.org](mailto:communications@building-performance.org)

