

# Texas

## Energy Efficiency Jobs in America

172,917  
Total Jobs

### What are EE jobs?

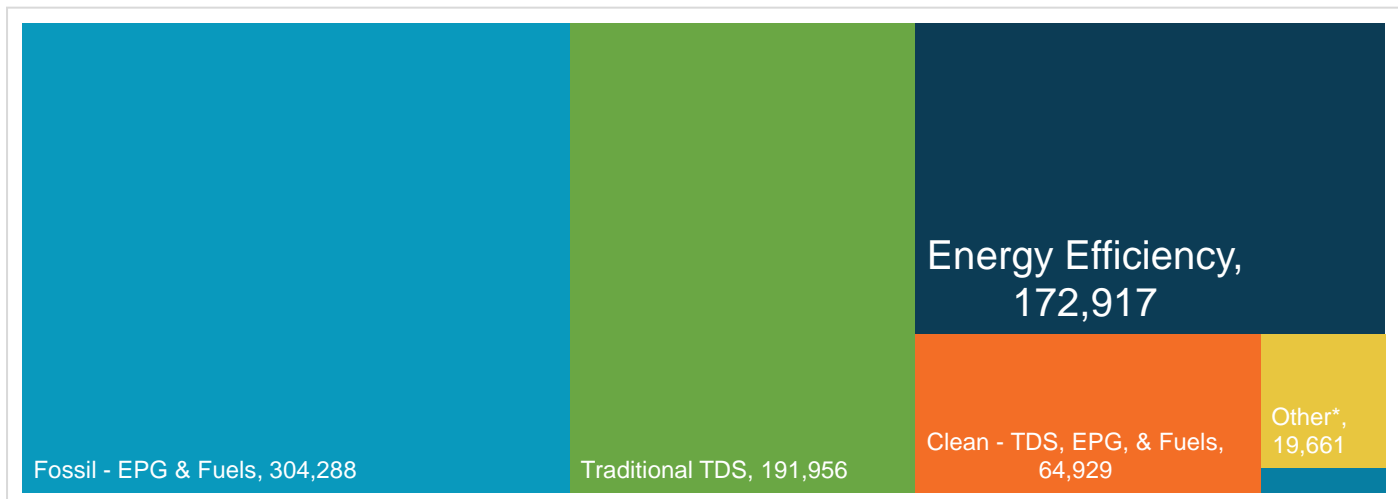
*Jobs that deliver goods and services that lower energy use by improving energy efficiency with a focus on appliances, buildings, data systems, financing, new technologies, and more.*

### What do EE workers do?

- **Manufacture and install** high-efficiency systems, controls, windows, insulation, and ENERGY STAR-certified appliances and products in existing and new homes, commercial and industrial buildings.
- **Design and construct** high-performance buildings such as those earning nationally recognized sustainability and environmental performance ratings.
- **Upgrade and repair** heating, air conditioning, and ventilation (HVAC) and water heating equipment.
- **Educate** property owners and managers on building improvements to unlock savings for businesses, homeowners, schools, states, municipalities, military bases, and more.
- **Analyze building data** using software to maximize energy savings through targeted performance improvements and behavioral changes.
- **Review and approve loans** to finance energy savings performance contracts to improve the comfort, health, and operational costs of buildings.

### How does EE compare in Texas?

*Energy efficiency is the third largest energy sector in Texas.*



TDS = Transmission, Distribution & Storage

EPG = Electric Power Generation

Nuclear (EPG & Fuels) = 3,719

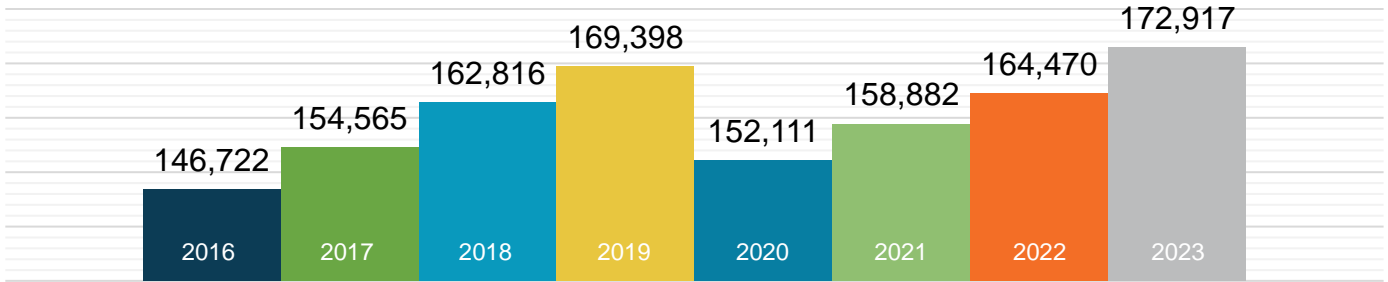
\*Includes other energy subsectors such as corn ethanol, woody biomass, large hydropower, and others.

Presented by:

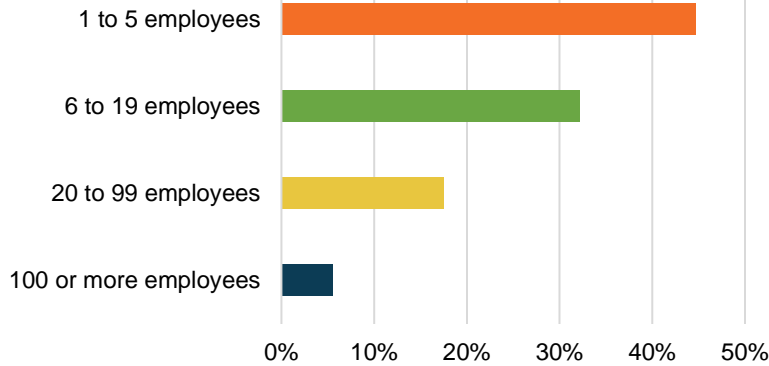


# What does EE look like in Texas?

## EE Workers Employed in TX



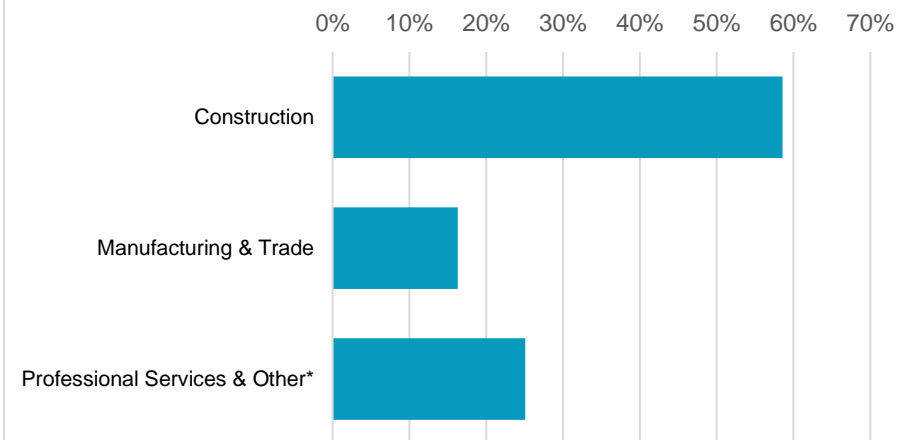
## 94.4% of TX EE Businesses Have Fewer Than 100 Employees



EE construction workers comprise **12%** of Texas's construction workforce

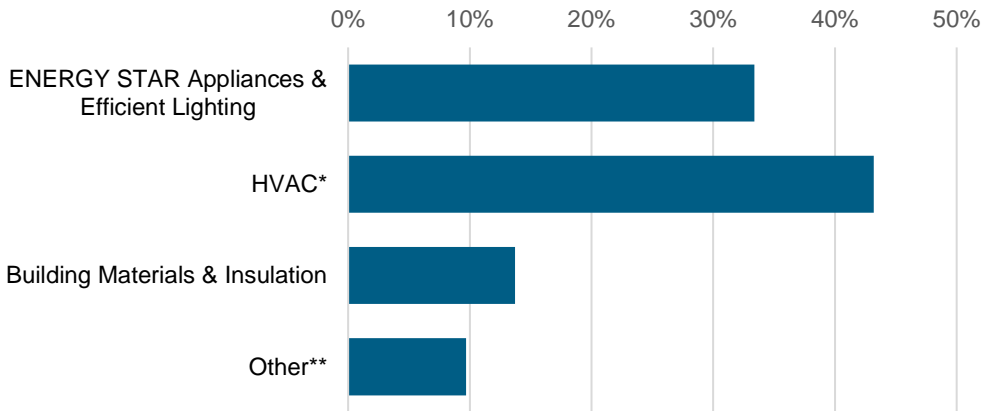


## What type of work do energy efficiency firms do?



\*Professional services include finance/accounting, architecture, engineering, R&D, etc. and other includes maintenance, and business, and nonprofit organizations.

## What energy efficiency sectors employ the most workers?



\*Heating, ventilation, air conditioning of higher than standard efficiency/renewable heating & cooling  
 \*\*Other such as energy audits, building certifications, and software services

**8%**  
 of Texas  
 EE workers are  
**Veterans**

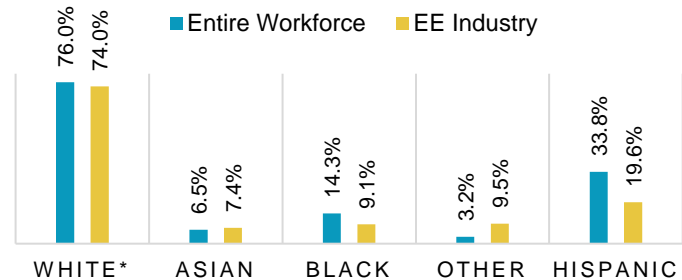


## How is EE doing on diversity in Texas?

*Demographic data is critical to measure progress in expanding the diversity of the EE industry. A more inclusive industry that reflects the communities it serves is a stronger one that better meets the needs of all U.S. residents. Promoting diversity in hiring is key to maintaining a future workforce of qualified professionals and ensuring all Texas communities are represented in the EE sector.*

The EE industry needs to do more to prioritize minorities and women for training and support that enables access to employment at Texas businesses.

### Texas EE Industry by Race and Ethnicity



\*Includes non-Hispanic and Hispanic whites.

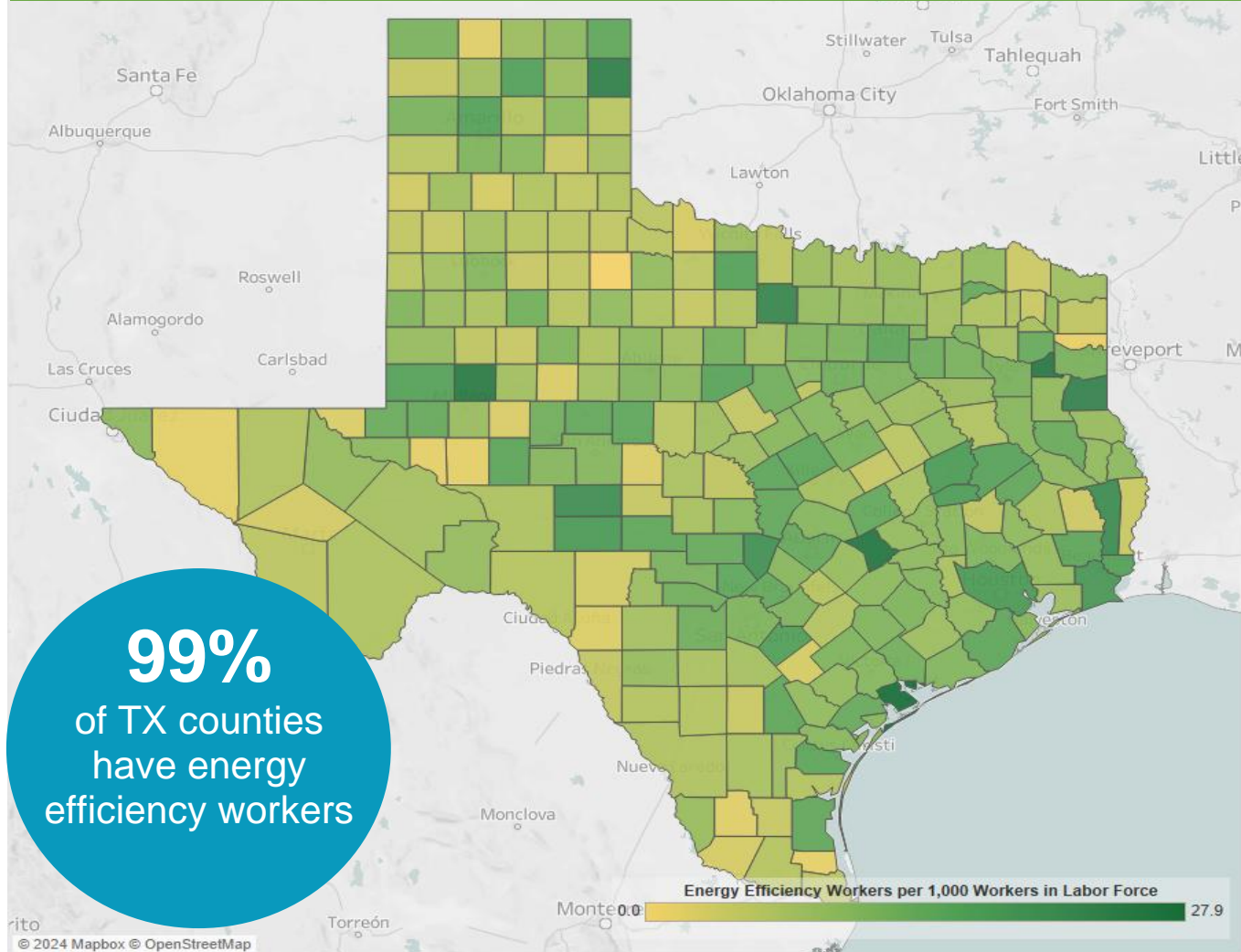
### Gender in the Texas EE Workforce



Note: The U.S. Bureau of Labor Statistics (BLS) only includes two genders in their survey. Non-binary gender data is missing from this document due to this limitation.

# Energy Efficiency Jobs are Everywhere

## EE Jobs by County



## Metropolitan Areas

Area	Jobs	Area	Jobs
Abilene	810	Lubbock	1,642
Amarillo	1,714	McAllen-Edinburg-Mission	1,661
Austin-Round Rock	16,308	Midland	1,062
Baumont-Port Arthur	2,809	Odessa	1,085
Brownsville-Harlingen	820	San Angelo	545
College Station-Bryan	1,293	San Antonio-New Braunfels	12,817
Corpus Christi	2,753	Sherman-Denison	448
Dallas-Fort Worth-Arlington	50,534	Texarkana	327
El Paso	3,205	Tyler	1,339
Houston-The Woodlands-Sugar Land	51,698	Victoria	407
Killeen-Temple	1,280	Waco	1,506
Laredo	685	Wichita Falls	494
Longview	2,153	Rural	13,521

State Senate										
District	Jobs		District	Jobs		District	Jobs		District	Jobs
1	5,874		9	7,470		17	5,193		25	7,496
2	5,674		10	5,110		18	4,244		26	1,678
3	5,044		11	3,569		19	6,533		27	1,662
4	7,294		12	3,624		20	4,023		28	5,180
5	7,076		13	6,968		21	3,119		29	3,952
6	10,786		14	11,243		22	4,225		30	3,711
7	9,272		15	2,901		23	2,333		31	6,436
8	7,588		16	8,312		24	5,329			

State House of Representatives

District	Jobs		District	Jobs		District	Jobs		District	Jobs
1	1,275		39	32		77	1,433		115	<10
2	1,207		40	252		78	189		116	2,639
3	3,160		41	<10		79	107		117	629
4	863		42	1,028		80	335		118	977
5	1,196		43	190		81	1,516		119	721
6	1,367		44	1,538		82	1,654		120	2,106
7	1,213		45	801		83	1,877		121	3,707
8	1,048		46	3,277		84	422		122	229
9	850		47	4,370		85	368		123	<10
10	875		48	2,903		86	1,418		124	138
11	805		49	3,016		87	1,220		125	<10
12	1,521		50	488		88	867		126	3,483
13	1,119		51	184		89	136		127	1,117
14	301		52	265		90	3,682		128	1,535
15	1,401		53	1,532		91	1,474		129	1,134
16	339		54	842		92	1,768		130	145
17	1,631		55	711		93	847		131	2,278
18	782		56	686		94	1,209		132	944
19	1,023		57	744		95	182		133	5,305
20	2,440		58	1,613		96	75		134	8,772
21	1,554		59	831		97	385		135	1,967
22	516		60	1,470		98	<10		136	<10
23	1,777		61	1,704		99	105		137	140
24	559		62	829		100	4,791		138	709
25	1,047		63	1,586		101	288		139	1,189
26	2,726		64	924		102	3,069		140	1,696
27	501		65	1,517		103	2,928		141	299
28	354		66	1,095		104	46		142	789
29	285		67	1,742		105	651		143	666
30	1,255		68	1,361		106	89		144	479
31	1,168		69	975		107	715		145	412
32	2,044		70	428		108	2,734		146	<10
33	2,906		71	427		109	566		147	469
34	484		72	1,061		110	54		148	<10
35	1,606		73	1,284		111	182		149	<10
36	966		74	723		112	211		150	509
37	766		75	721		113	<10			
38	<10		76	1,344		114	658			

Congressional				
District	Jobs		District	Jobs
1	7,225		20	2,915
2	5,053		21	4,143
3	3,291		22	2,866
4	3,407		23	4,500
5	4,424		24	5,443
6	4,461		25	3,885
7	5,139		26	2,981
8	4,606		27	6,175
9	4,545		28	3,096
10	5,530		29	5,758
11	4,772		30	5,211
12	3,705		31	2,520
13	3,001		32	5,777
14	4,686		33	4,818
15	2,171		34	2,284
16	2,687		35	4,327
17	4,751		36	6,153
18	6,237	37	6,942	
19	5,365		38	8,064



The Building Performance Association (BPA) is a 501(c) 6 nonprofit industry association that serves as the hub for businesses, nonprofits, and government agencies working to make America's homes more comfortable, healthy, and energy efficient. Our mission is to transform the market for the home performance industry through advocacy, education, professional development, and networking. [Visit www.building-performance.org](http://www.building-performance.org).



E4TheFuture is dedicated to bringing clean, efficient energy home for every American and promotes energy solutions to advance climate protection and economic fairness. Visit [www.E4TheFuture.org](http://www.E4TheFuture.org).



BW Research Partnership is a full-service, economic and workforce research consulting firm with offices in Carlsbad, California and Wrentham, Massachusetts. It is the nation's leading provider of accurate, comprehensive energy and clean energy research studies. Visit [www.bwresearch.com](http://www.bwresearch.com).

Data Source: Unless otherwise stated, all data are from the U.S. Energy and Employment Report, August 2024, by the U.S. Department of Energy (see Appendix B for methodology details). This methodology — adopted by the U.S. Dept. of Energy for its 2017 U.S. Energy and Employment Report, approved by the Office of Management and Budget and grounded on data collected by the Bureau of Labor Statistics — provides the broadly accepted best accounting of all U.S. energy workers.

For questions on BPA analyses please email: [communications@building-performance.org](mailto:communications@building-performance.org)

