

Maine

Energy Efficiency Jobs in America

9,003
Total Jobs

What are EE jobs?

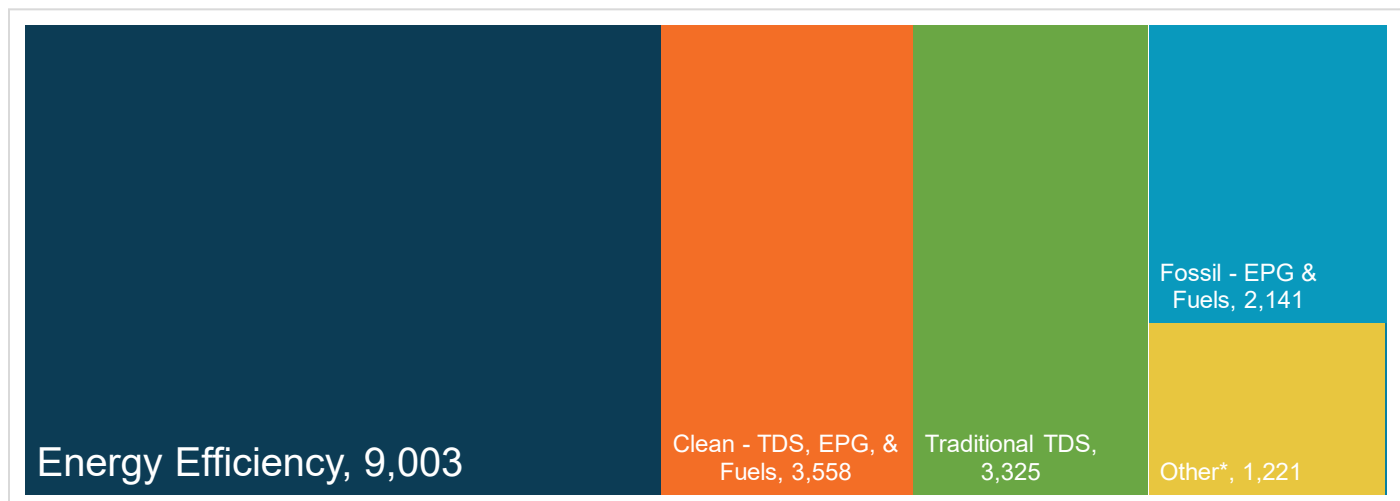
Jobs that deliver goods and services that lower energy use by improving energy efficiency with a focus on appliances, buildings, data systems, financing, new technologies, and more.

What do EE workers do?

- **Manufacture and install** high-efficiency systems, controls, windows, insulation, and ENERGY STAR-certified appliances and products in existing and new homes, commercial and industrial buildings.
- **Design and construct** high-performance buildings such as those earning nationally recognized sustainability and environmental performance ratings.
- **Upgrade and repair** heating, air conditioning, and ventilation (HVAC) and water heating equipment.
- **Educate** property owners and managers on building improvements to unlock savings for businesses, homeowners, schools, states, municipalities, military bases, and more.
- **Analyze building data** using software to maximize energy savings through targeted performance improvements and behavioral changes.
- **Review and approve loans** to finance energy savings performance contracts to improve the comfort, health, and operational costs of buildings.

How does EE compare in Maine?

Energy efficiency is the largest energy sector in Maine.



TDS = Transmission, Distribution & Storage

EPG = Electric Power Generation

Nuclear (EPG & Fuels) = 10

*Includes other energy subsectors such as corn ethanol, woody biomass, large hydropower, and others.

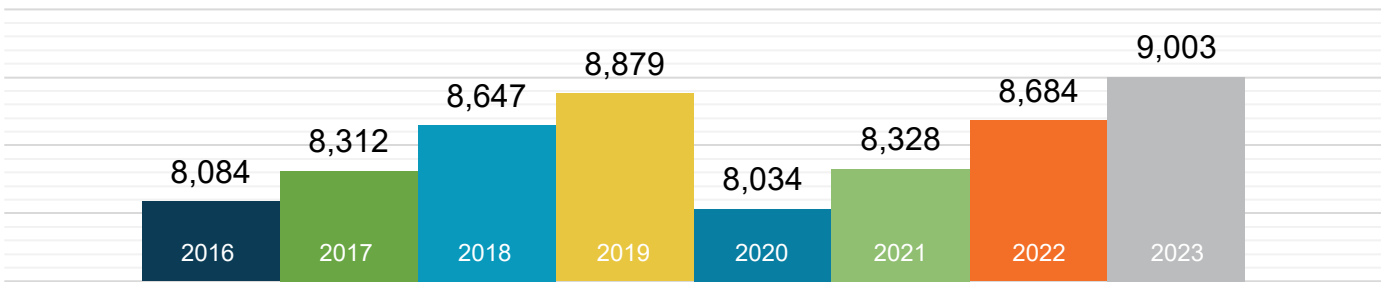
Presented by:



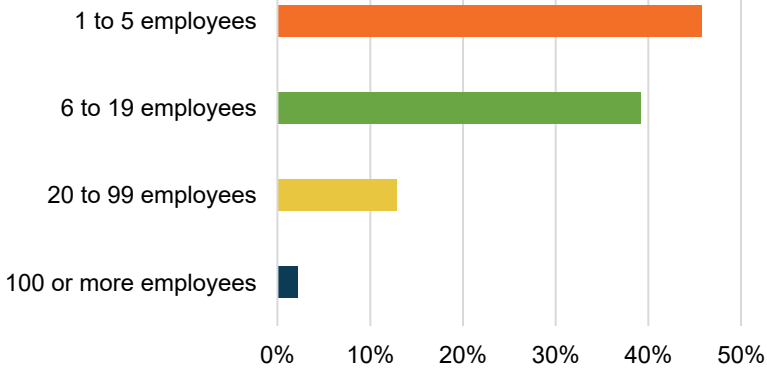
E4 THE FUTURE

What does EE look like in Maine?

EE Workers Employed in ME



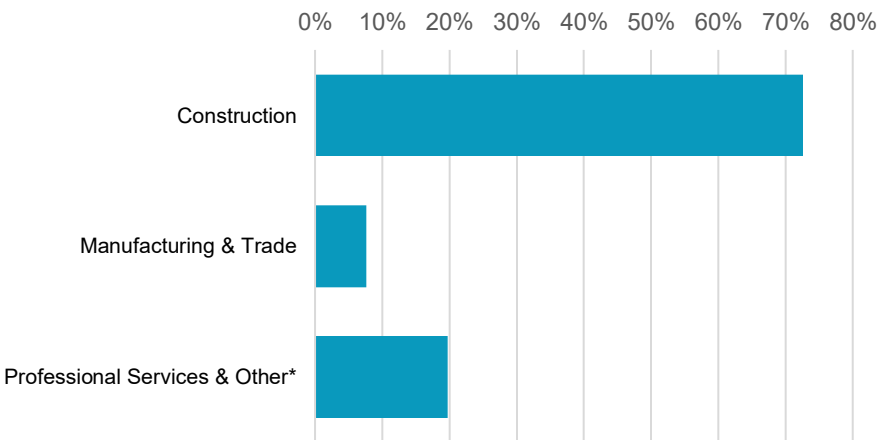
97.8% of ME EE Businesses Have Fewer Than 100 Employees



EE construction
workers comprise
19% of Maine's
construction workforce



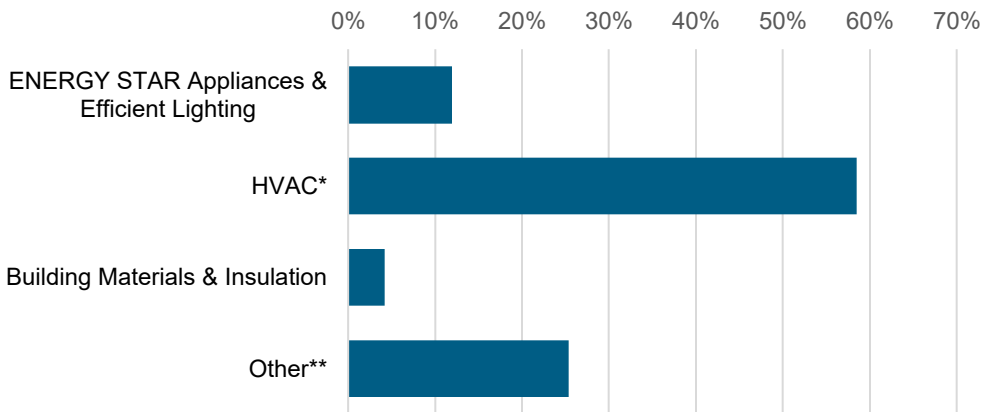
What type of work do energy efficiency firms do?



*Professional services include finance/accounting, architecture, engineering, R&D, etc. and other includes maintenance, and business, and nonprofit organizations.



What energy efficiency sectors employ the most workers?



*Heating, ventilation, air conditioning of higher than standard efficiency/renewable heating & cooling
 **Other such as energy audits, building certifications, and software services

8%
 of Maine
 EE workers are
Veterans

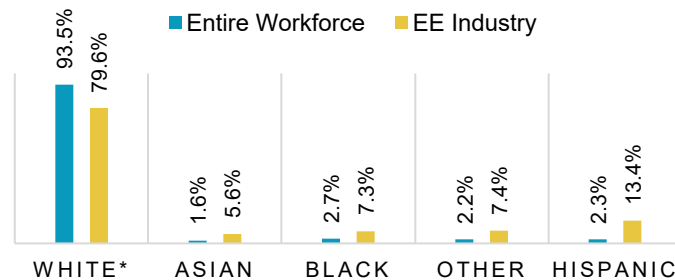


How is EE doing on diversity in Maine?

Demographic data is critical to measure progress in expanding the diversity of the EE industry. A more inclusive industry that reflects the communities it serves is a stronger one that better meets the needs of all U.S. residents. Promoting diversity in hiring is key to maintaining a future workforce of qualified professionals and ensuring all Maine communities are represented in the EE sector.

The EE industry needs to do more to prioritize minorities and women for training and support that enables access to employment at Maine businesses.

Maine EE Industry by Race and Ethnicity



*Includes non-Hispanic and Hispanic whites.

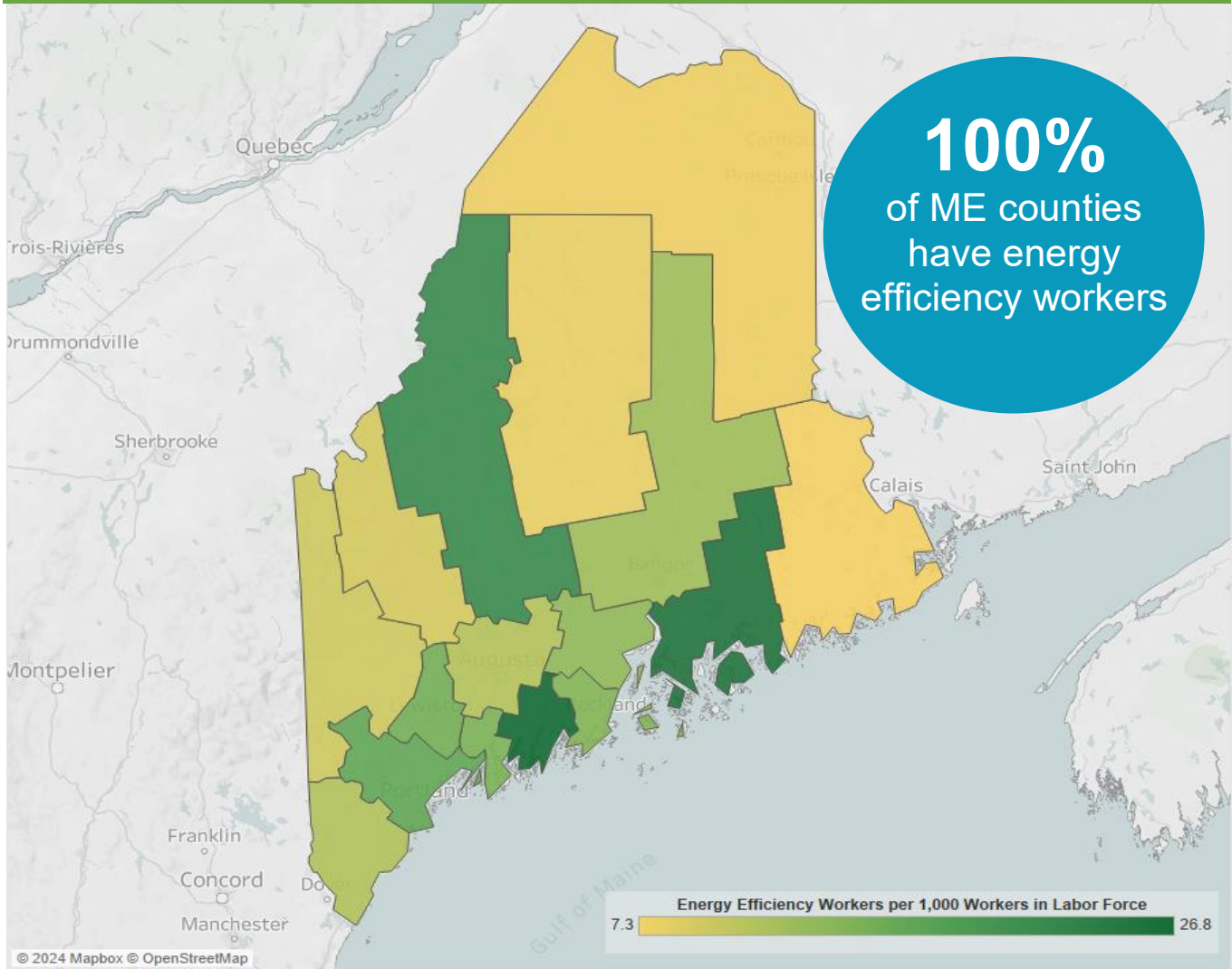
Gender in the Maine EE Workforce



Note: The U.S. Bureau of Labor Statistics (BLS) only includes two genders in their survey. Non-binary gender data is missing from this document due to this limitation.

Energy Efficiency Jobs are Everywhere

EE Jobs by County



Congressional		Metropolitan Areas	
District	Jobs	Area	Jobs
1	5,291	Bangor	900
2	3,712	Lewiston-Auburn	758
		Portland- South Portland	4,332
		Rural	3,013

State Senate

District	Jobs		District	Jobs		District	Jobs		District	Jobs
1	148		11	561		21	196		31	194
2	227		12	318		22	184		32	405
3	228		13	306		23	243		33	230
4	151		14	489		24	379		34	140
5	443		15	27		25	509		35	284
6	194		16	183		26	64			
7	438		17	177		27	748			
8	175		18	224		28	<10			
9	51		19	209		29	373			
10	136		20	212		30	150			

State House of Representatives

District	Jobs		District	Jobs		District	Jobs		District	Jobs
1	126		40	<10		79	38		118	32
2	25		41	<10		80	25		119	75
3	127		42	<10		81	115		120	<10
4	165		43	79		82	<10		121	30
5	62		44	<10		83	24		122	19
6	<10		45	139		84	19		123	21
7	<10		46	29		85	<10		124	<10
8	90		47	61		86	<10		125	<10
9	242		48	103		87	35		126	<10
10	60		49	132		88	13		127	<10
11	<10		50	<10		89	76		128	78
12	<10		51	90		90	122		129	45
13	28		52	<10		91	73		130	40
14	118		53	68		92	46		131	169
15	<10		54	64		93	86		132	<10
16	62		55	90		94	97		133	58
17	28		56	33		95	50		134	105
18	27		57	68		96	323		135	77
19	<10		58	191		97	88		136	72
20	64		59	<10		98	67		137	71
21	18		60	<10		99	22		138	32
22	66		61	<10		100	59		139	34
23	45		62	132		101	390		140	45
24	148		63	<10		102	58		141	45
25	<10		64	15		103	<10		142	<10
26	102		65	49		104	40		143	<10
27	293		66	22		105	27		144	76
28	136		67	<10		106	55		145	21
29	<10		68	50		107	65		146	56
30	36		69	83		108	60		147	62
31	<10		70	61		109	<10		148	32
32	<10		71	35		110	<10		149	<10
33	<10		72	38		111	<10		150	63
34	<10		73	50		112	106		151	<10
35	<10		74	39		113	42		152	<10
36	494		75	48		114	<10		153	<10
37	<10		76	69		115	27			
38	325		77	254		116	16			
39	<10		78	115		117	58			





The Building Performance Association (BPA) is a 501(c) 6 nonprofit industry association that serves as the hub for businesses, nonprofits, and government agencies working to make America's homes more comfortable, healthy, and energy efficient. Our mission is to transform the market for the home performance industry through advocacy, education, professional development, and networking. Visit www.building-performance.org.



E4TheFuture is dedicated to bringing clean, efficient energy home for every American and promotes energy solutions to advance climate protection and economic fairness. Visit www.E4TheFuture.org.



BW Research Partnership is a full-service, economic and workforce research consulting firm with offices in Carlsbad, California and Wrentham, Massachusetts. It is the nation's leading provider of accurate, comprehensive energy and clean energy research studies. Visit www.bwresearch.com.

Data Source: Unless otherwise stated, all data are from the U.S. Energy and Employment Report, August 2024, by the U.S. Department of Energy (see Appendix B for methodology details). This methodology — adopted by the U.S. Dept. of Energy for its 2017 U.S. Energy and Employment Report, approved by the Office of Management and Budget and grounded on data collected by the Bureau of Labor Statistics — provides the broadly accepted best accounting of all U.S. energy workers.

For questions on BPA analyses please email: communications@building-performance.org

